

# ARTEOR™

2014 EDITION

WIRING DEVICES / HOME AUTOMATION SYSTEMS



→ CATALOGUE PAGES INSIDE

THE **GLOBAL SPECIALIST**  
IN ELECTRICAL AND DIGITAL BUILDING INFRASTRUCTURES

 **legrand®**

## HIGHLIGHTS FOR RESIDENTIAL BUILDINGS

---



MyHOME\_Screen 10



8 push-button control



BUS lighting control



Radio lighting control



Universal dimmer



Emergency lighting unit



USB power supply

## HIGHLIGHTS FOR OFFICE BUILDINGS

---



0-10 V dimmer



Universal dimmer




Skirting light with motion detector



Automatic switch



USB power supply



RJ 45 socket with retractable cord

# THE POWER OF NEW IDEAS

The universal wiring device range Arteor™ now offers you an even wider selection: From its intelligent new stand-alone functions, via a wide choice of multimedia outlets for the home and workplace, through to the new intuitively user-friendly MyHOME\_Screen 10, Arteor™ is the ideal solution, always and everywhere.

## Contents

■	General introduction	p. 2 – 7
	Home automation: what's new at a glance	p. 8/9
	MyHOME_Screen 10 Energy Consumption Display	p. 10/11
	Energy efficiency: what's new at a glance	p. 12/13
■	Highlights for residential buildings	p. 14 – 23
■	Highlights for office buildings	p. 24 – 31
■	Highlights for hospitality buildings	p. 32 – 39
■	Catalogue pages	p. 41

## HIGHLIGHTS FOR HOSPITALITY BUILDINGS



RFID  
key card  
switch



External  
reader  
and  
indicator



8 push-  
button  
control



Display  
thermostat



Multi-  
standard  
switched  
socket  
outlet



Supervision  
software

# ARTEOR™

SIMPLY FITS YOUR NEEDS





ONE UNIQUE  
DESIGN,  
VIRTUALLY  
ENDLESS  
VERSATILITY


Its versatility makes Arteor™ the ideal choice for any type of project, wherever in the world, whatever the installation level.

From a stand-alone solution to a fully networked home system, the complete spectrum of functions for every desired application can be covered within a single design, making sure you don't have to compromise either on technical or on aesthetic criteria.

# ARTEOR™ DESIGN FOR A GLOBAL LIFESTYLE

## TIMELESS DESIGN WITH A HIGHTECH TOUCH

Minimalist and sober, Arteor's carefully crafted design is inspired by modern technological devices such as flat screens. It creates the impression that the product is floating on the wall.






Stand-alone



Radio



BUS



## AN EVEN WIDER CHOICE

Design options include the choice of ergonomics for all control functions. Whether stand-alone or home automation – every control function is now available in both round and square versions.

# ARTEOR™

## CHOOSE YOUR OWN STYLE



White



Pearl Alu



Edition 1


NEUTRAL

TATTOO



MIRROR

From the elegant simplicity of the standard finishes of the Neutral collection to the refinement of genuine materials such as wood, leather or woven metal in the Signature line: Arteor™ offers a rich choice of colours and fine fabrics to make each room truly unique.



BRUSHED METAL

WOOD

LEATHER

GRAPHIC

SIGNATURE



Mirror Red



Stainless Steel



Wenge Style



Galuchat



Woven Metal

ARTEOR™

# HOME AUTOMATION: WHAT'S NEW AT A GLANCE



## GET IN TOUCH WITH TOMORROW

Greater possibilities, enhanced functions, easier operation - a combination of new products and numerous improvements on existing ones has taken the Arteor™ offering for home automation a step further. This way, Arteor™ makes it even easier for design engineers and electrical contractors to produce the right solutions to convince even the most demanding customers.

### MyHOME\_SCREEN 3.5

Enhanced user interface for intuitive navigation. Now also including the energy management feature.



### LOCAL DISPLAY

Four functions inside a single device: scenario control, sound distribution, temperature control and energy management.



### 8 PUSHBUTTON CONTROL

Choose from 8 individually customisable functions. Made even more user-friendly by the use of push-buttons. Possibility of customising symbols.



### DISPLAY THERMOSTAT

Temperature control set individually in each room or centrally (in combination with a central unit) for the whole house. Fan coil control included.



### MyHOME\_SCREEN 10

New intuitive graphic user interface for central control of the whole house. Fully customisable user profiles, with navigation by rooms. Including energy management, multimedia and door entry functions.




For further details see p. 10/11 and p. 16/17

# MyHOME\_SCREEN 10

## ENERGY CONSUMPTION DISPLAY

### VISIBILITY DRIVES SAVINGS

#### A COMPLETE CONSUMPTION CHECK-UP



Electricity

Water

Gas

The new MyHOME\_Screen 10 allows for real time display and management of electricity, gas and water consumption levels.

#### MONITORING ENERGY PRODUCTION



Heating/  
Cooling

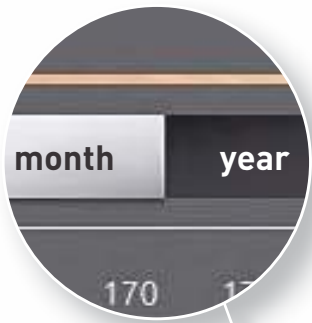
Hot water

Also, the consumption display allows to monitor the energy and hot water output obtained by using photovoltaic or solar panels.

#### MyHOME\_SCREEN 10 ENERGY MANAGEMENT

By accurately indicating whether current consumption is above (red) or below (green) the previous average, the energy management function makes it easy for users to become more aware of their energy consumption and facilitates taking action to adjust their behaviour patterns. This monitoring function can be customised to suit individual needs and the conditions of each house.

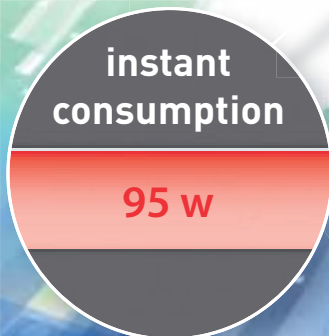





Choice of the desired period to be monitored:  
day/month/year



Clear display of the consumption level: direct feedback as to whether or not the consumption exceeds the month's average



Possibility of checking the instantaneous consumption level



Possibility of checking the year's cumulative consumption

# ARTEOR™

## ENERGY EFFICIENCY: WHAT'S NEW AT A GLANCE



Universal dimmer

### THE NEW UNIVERSAL DIMMER

#### A SINGLE DIMMER FOR ALL MODERN TYPES OF LOADS


The new universal dimmer is suitable for all modern types of loads, including dimmable CFLs and LEDs. It offers the possibility of using preset lighting levels (33%, 66%) and has a level memory function.



Compact fluorescent lamps



Halogen lamps

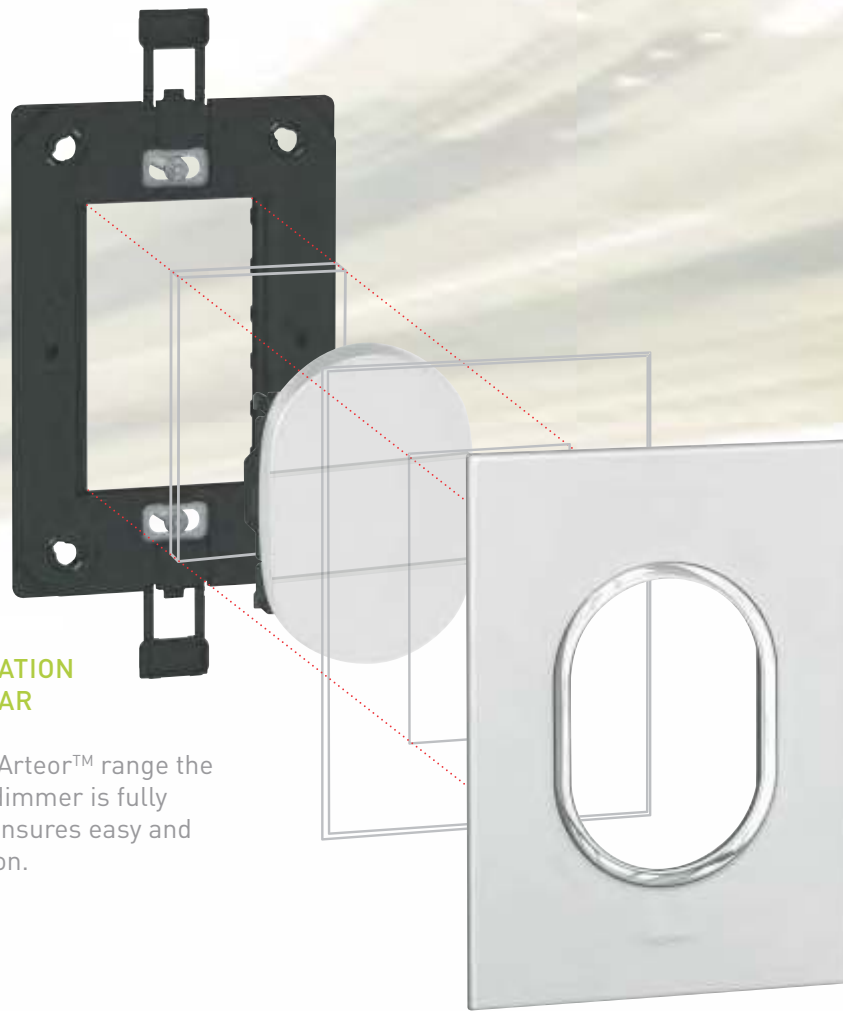


LED lamps

#### 2 WIRES ONLY

The universal dimmer can be installed without a neutral wire. It's the perfect choice for new buildings as well as renovation, i.e. for easy replacement of a traditional switch.

Application  
example  
see p. 18



**EASY INSTALLATION  
FULLY MODULAR**

Like the entire Arteor™ range the new universal dimmer is fully modular. This ensures easy and quick installation.

**FACILITATING  
TARGETED USE OF LIGHT**



**AUTOMATIC SWITCH**

The automatic switch contributes to putting a stop to energy waste by delivering just the right lighting when it's needed – and only as long as it's needed.



**SKIRTING LIGHT WITH  
MOTION DETECTOR**

Skirting lights with built-in motion detector not only help to cut energy bills but also provide enhanced safety.



MyHOME\_Screen 10



Display thermostat



USB power supply



USB power supply with retractable cord



TV-R-SAT socket



Home Cinema connection points





8 push-button control



Universal dimmer



Skirting light with motion detector



Emergency lighting unit



# ARTEOR™

HIGHLIGHTS FOR RESIDENTIAL BUILDINGS

# MyHOME\_SCREEN 10

## THE HUMAN TOUCH

Designed around the users' needs, the new wall mounting MyHOME\_Screen 10 makes control of home automation even more intuitive. This control centre for the entire home is fully customisable and allows for easy navigation, room by room. It combines home control, energy management, video door entry, management of multimedia content (photos, audio, video) and Internet connection, all in just one device.



### WEB BROWSER AND MULTIMEDIA MANAGEMENT



One single screen for managing multimedia files (photo/audio/video) and staying connected to the Internet

### VIDEO DOOR ENTRY FUNCTION INCLUDED



Integrated management of home automation and video door entry function

## FULLY CUSTOMISABLE



User profiles and background images are fully customisable. Favourite scenarios, shortcuts to websites, personal memo block: each user can create their own profile according to their needs.



## BROWSING BY ROOM



Easy and intuitive navigation between rooms.

## ENERGY MANAGEMENT

Energy consumption display with clear information

For more details on the energy management function see p. 10/11


# THE PERFECT COMBINATION OF COMFORT, SAFETY AND ENERGY EFFICIENCY

## UNIVERSAL DIMMER

Also see  
p. 12/13

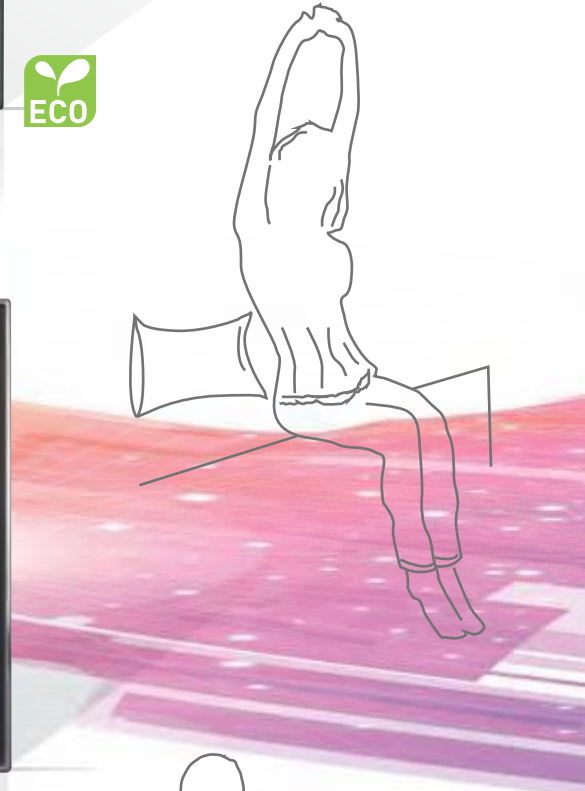
Suitable for all types of modern loads including dimmable CFLs and LEDs.

Its nightlight function makes the universal dimmer the ideal choice for bedrooms or children's rooms: Once switched ON at a preset level (e.g. 33%) the light will fade gradually for one hour until it turns completely OFF.




## 8 PUSHBUTTON CONTROL


The BUS-based 8 push-button control allows to control 8 functions or scenarios tailored to the user's needs. Symbols can be customised - for clear and easy identification of the functions or scenarios.



## DISPLAY THERMOSTAT



Temperature control set individually in each room or centrally (in combination with a central unit), for certain areas or the whole house. Possibility of fan coil control.





### SKIRTING LIGHT WITH MOTION DETECTOR

Installed in passageways, these skirting lights with their built-in motion detector allow to create illuminated paths. By helping to find one's bearings in the dark without having to switch on the light, they contribute to preventing injury through falls. Placed at the foot of the bed, they enable safely moving around at night without waking up any other person sleeping in the same room.



### MINIATURE EMERGENCY LIGHTING UNIT

Disabled as long as the power supply is normal, the miniature emergency lighting unit comes on in the event of a power failure. It can be taken out of its base and carried along as a torch. This way a charged emergency lamp is always at hand and no one has to grope in the dark.

# NEAT INSTALLATION FOR A PERFECT HOME CINEMA EXPERIENCE

Large, modern flat screens offer much more than just first class HD image quality. Mounted on the wall, they become an aesthetically attractive solution even in small rooms – if a few points are considered when planning the home cinema system.




## TV SOCKET

Ensures connection for radio, TV and satellite sources

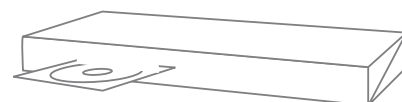


## HOME CINEMA CONNECTIVITY NO MORE CABLE JUMBLE

All connections needed between the screen and other devices like a DVD player, PC or games console should be identified beforehand, as exposed cables would disrupt the visual effect. This way the necessary multimedia sockets (RJ 45, RCA, HDMI, loudspeaker sockets, etc.) can be positioned properly and cables can be installed in the wall. As more and more devices need to be connected to power - make sure to plan a sufficient number of sockets as well.

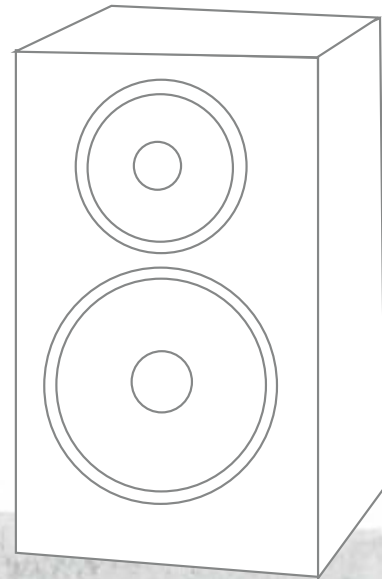


HDMI sockets allow to transmit high definition digital audio/video streams from a DVD/Blue-Ray player or computer to a compatible screen (LED, LCD etc.)






Only a perfect sound rendition makes your home cinema experience really complete. For a cinema-like surround sound, at least 5 loudspeakers need to be distributed around the room. Ideally, with no cables cluttering the space. This can be achieved easily through the use of loudspeaker sockets - if the connection is anticipated at the planning stage.



#### LOUDSPEAKER SOCKET

For a perfect sound rendition – and no risk of tripping over cables.



Game consoles can be connected to the screen via HDMI connectivity.



# MORE MOBILITY

## USB POWER SUPPLY WHEREVER IT'S HANDY

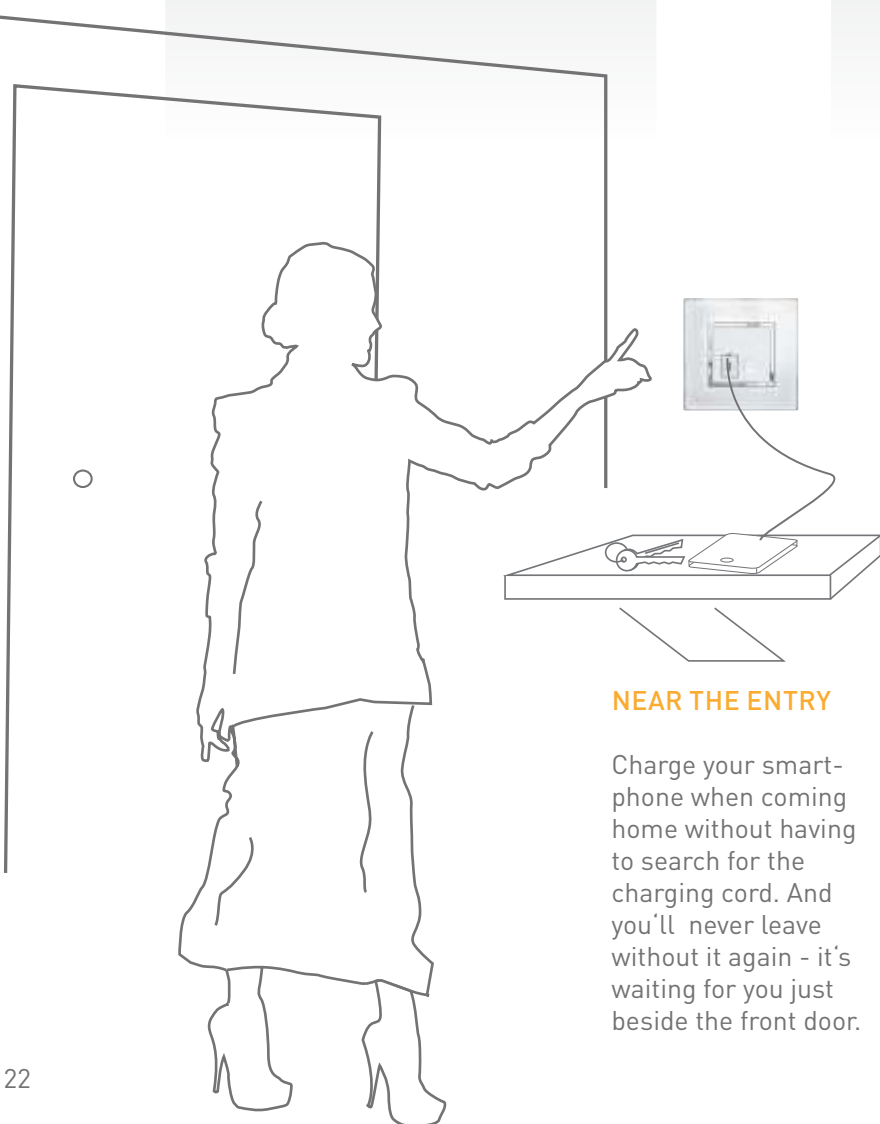
For convenient charging of mobile devices - directly through USB connectivity. And even more convenient: the USB power supply with retractable cord for smartphones with a Micro-USB connector. You don't even need a separate charging cord any more.



USB power supply

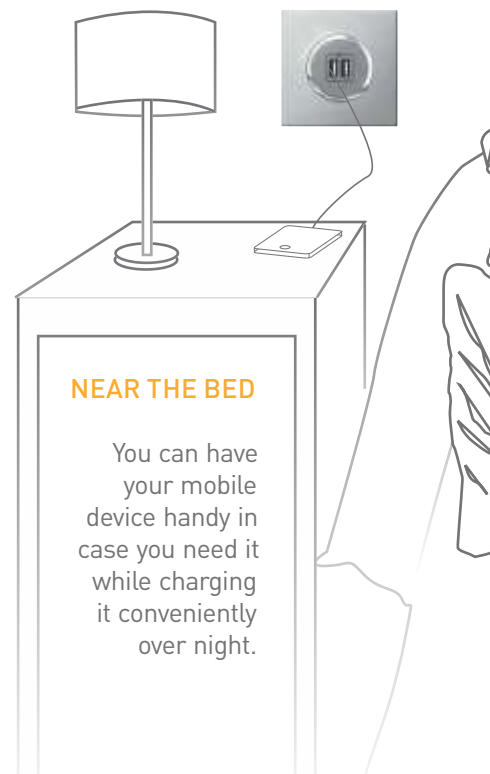


USB power supply with retractable cord



### NEAR THE ENTRY

Charge your smartphone when coming home without having to search for the charging cord. And you'll never leave without it again - it's waiting for you just beside the front door.



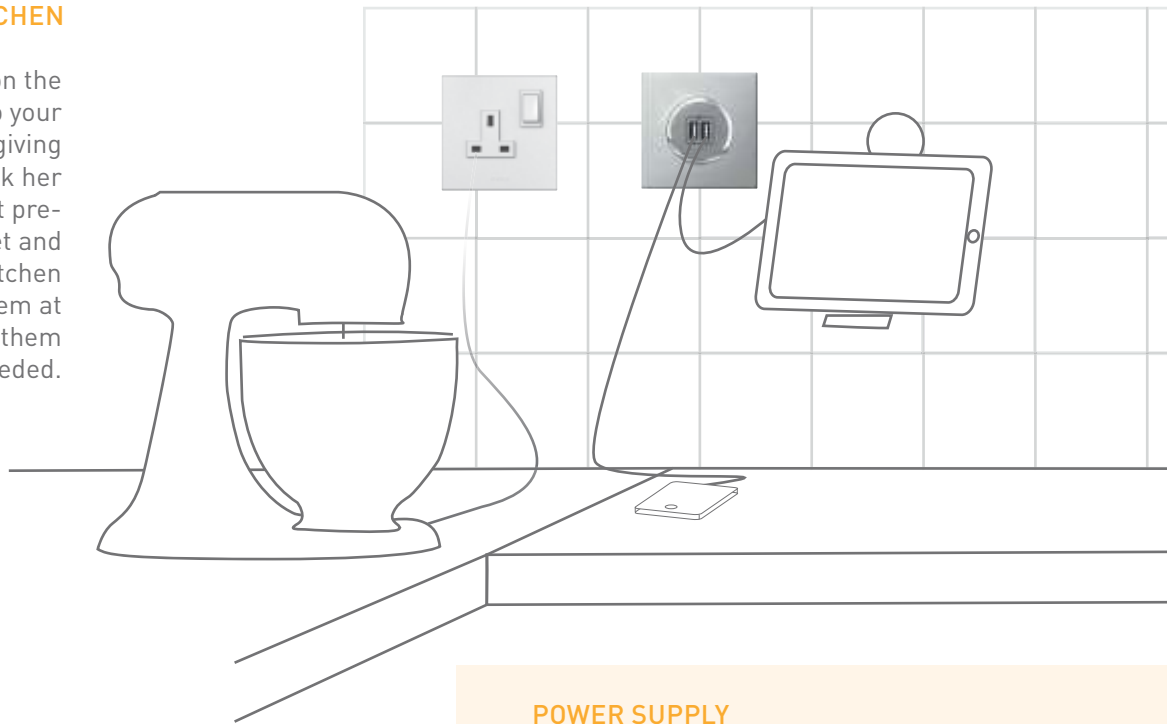
### NEAR THE BED

You can have your mobile device handy in case you need it while charging it conveniently over night.




## IN THE KITCHEN

Looking up a recipe on the Internet, listening to your favourite music or just giving your mother a call to ask her for advice on the right preparation? With your tablet and smartphone near the kitchen worktop, that's no problem at all, as you can charge them easily whenever needed.



## POWER SUPPLY

Arteor provides all major standards and types of sockets: British, US, Italian, German, French, Korean, Indian, Chinese, Australian, South African... A truly international range.



South African standard



Euro/US, Italian, French and German standards





0-10V dimmer



Universal dimmer



Preconnected HDMI sockets



Preconnected USB sockets




Double RJ 45 socket



RJ 45 socket with retractable cord



USB power supply




Skirting light with motion detector



Automatic switch



Switched multistandard socket outlet



Multistandard socket outlet



BS socket outlet




# ARTEOR™

HIGHLIGHTS FOR OFFICE BUILDINGS

# EFFICIENT LIGHTING CONTROL FOR COMMERCIAL BUILDINGS



## UNIVERSAL DIMMER


Suitable for dimmable CFL and LED lamps. Enables to take full advantage of the energy saving potential of modern types of loads.



## 010V DIMMER

ON/OFF and dimming control for 0-10V ballasts.





### AUTOMATIC SWITCH

An energy efficient choice for passageways, washrooms or storage rooms, to ensure that lights are on only when they're needed, and only as long as they are needed.



Arteor controls are compatible with Legrand lighting management solutions. Check out our lighting management offer



### SKIRTING LIGHT WITH MOTION DETECTOR

Contributes to cutting the energy bill but also provides enhanced security in staircases and corridors.

# SOLUTIONS FOR A CONNECTED WORLD



## POWER SOCKETS

Designed to adapt to the majority of international standards, Arteor provides the solution for your projects, wherever they are in the world.

## USB POWER SUPPLY

For charging portable devices such as smartphones, tablet PCs, etc. Provides freedom from the restriction of a mobile charger and socket standards. Ideal for any environment receiving international visitors.



## RJ 45 SOCKET WITH RETRACTABLE CORD

Provides greater flexibility, e.g. in meeting rooms for accessing data networks and the web. Cord winds up automatically using a push-button.





### RJ 45 SOCKETS

For reliable access to data networks and the Internet



### PRECONNECTED USB SOCKETS

Bringing connections closer to the user, USB data sockets allow to connect devices such as printer-scanners, external hard disks or interactive whiteboards.



### PRECONNECTED HDMI SOCKET



Equipped with female connectors and a 15 cm lead for quick connection to a cord already fitted with a male plug.



Facilitates the use of modern presentational media as it enables easy connection of HD-DVD drives or computers to a compatible plasma or LCD screen.

# CONNECTIVITY WHEREVER YOU NEED IT

The full modularity of the Arteor™ range allows for seamless integration into various kinds of installation support devices: floor boxes, columns, mini columns, DLP trunking, multi-outlet desktop extensions.



## DLP TRUNKING

Can be fitted with 2, 3, 4, 6 or 8 module wiring accessory supports to install any Arteor™ mechanism: 2P+E socket, RCBO, RJ 45 socket, AV sockets, etc.

Allows for easy adjustment to different room layouts



### MULTIOUTLET DESKTOP EXTENSIONS

Desktop extension modules can support different standards for power sockets or innovative functions. They provide high flexibility and ease of use for both mobile and desk-based users. Available fully equipped, customisable or custom-made.



### COLUMNS AND MINICOLUMNS

Supplied through false floor or false ceiling and fitted with Arteor™ RJ 45 and power sockets, columns and mini-columns allow power and data distribution as closely as possible to the workstation.

### POPUP BOXES

Pop-up boxes can be equipped with Arteor™ power and data sockets. Suitable for floor and desk installation, they provide rapid connection for all modern office devices.





AV sockets



Multi-standard socket outlet



IP Scenario module



Shaver socket



Bedside unit



RFID keycard switch



External indicator



Supervision software



Internal unit



Display thermostat



8 push-button control



Reader and



# ARTEOR™

HIGHLIGHTS FOR HOSPITALITY BUILDINGS

# BUS SOLUTIONS FOR EFFICIENT HOTEL ROOM AUTOMATION

Do not disturb / Make up room



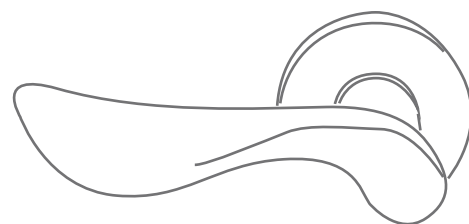
Door bell and badge reader



Wake-up and Sleep lighting scenario



Relax scenario: just the right lighting for watching TV or reading



## EXTERNAL READER AND INDICATOR

To be installed beside the door in the hallway. Clear indication "Do not disturb"/ "Make up room", door bell and badge reading function



## INTERNAL UNIT

Installed by the bedside, it allows the guest to comfortably switch on the "Do not disturb"/ "Make up room" sign in the hallway, choosing the desired status.

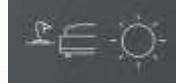




Open and shut blinds comfortably, at the press of a button


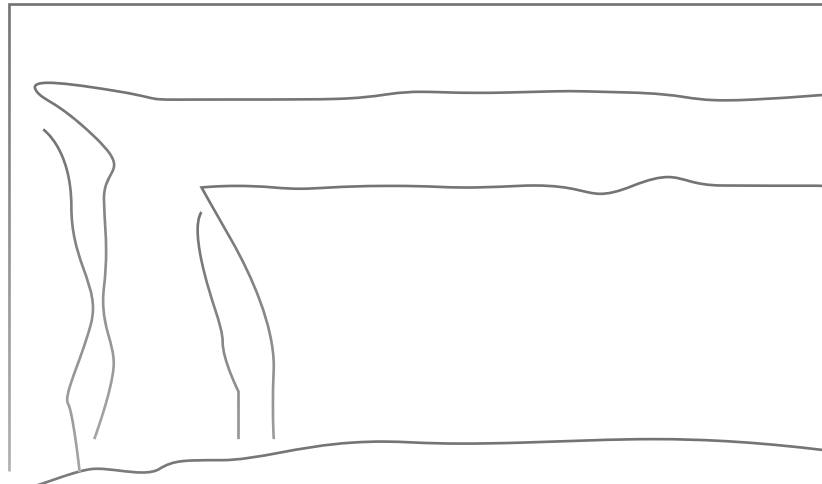


Control the bedside lamp or ensure central lighting control



### 8 PUSHBUTTON CONTROL

The scenario control affords eight individually configurable combinations of various lamps, room temperature settings and blind positions. For the right atmosphere at just one touch.



### RFID FREQUENCY RECOGNITION

To ensure that lights, heating, etc. are switched off when the hotel room is vacated, electricity can only be activated with the programmed hotel card. This makes an important contribution to energy saving.



### DISPLAY THERMOSTAT

The room thermostat enhances comfort, as it enables everyone to set the temperature of their choice.

# STANDALONE SOLUTIONS FOR INROOM COMFORT AND ENTERTAINMENT

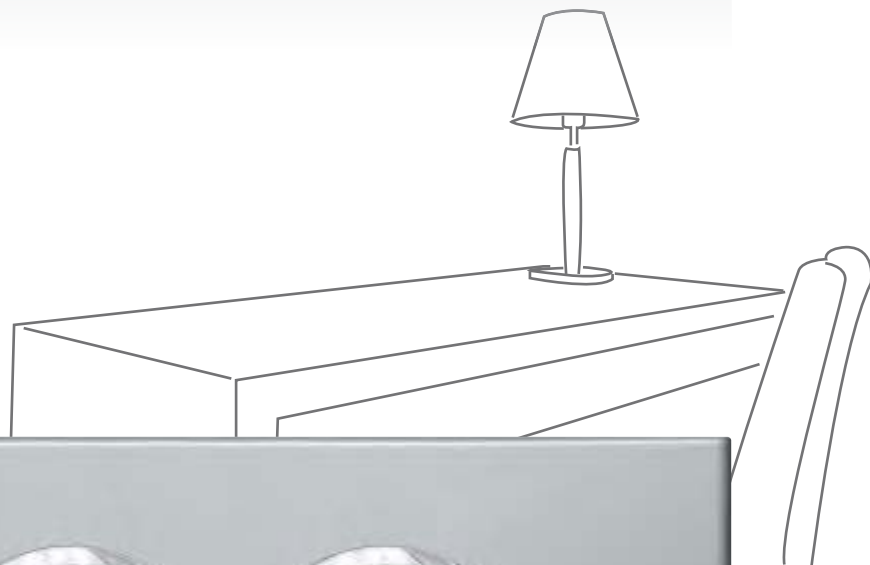


## BEDSIDE UNIT

Provides enhanced comfort to the customer through convenient control of different lights, shutters or blinds from one single point, without having to get up.

## AV SOCKETS

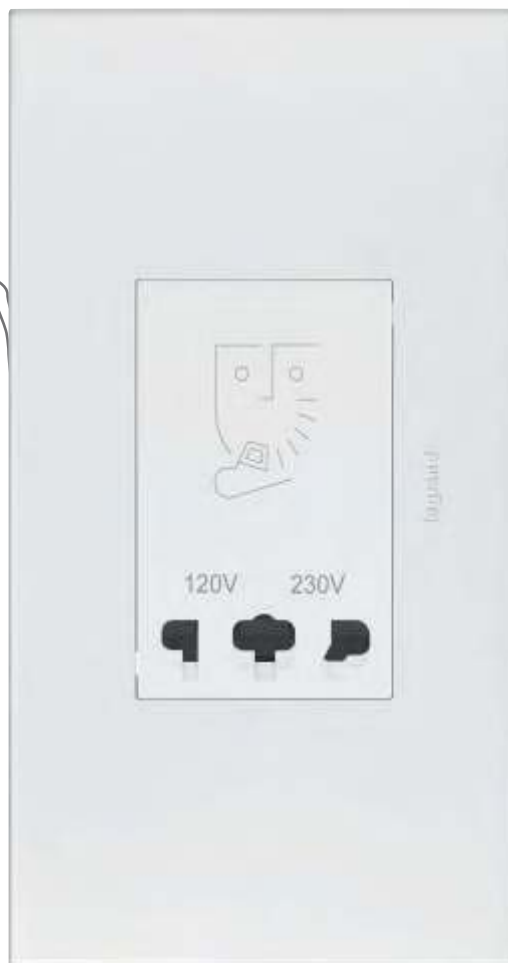
Arteor™ provides hotel guests with all the multimedia connections they will need: VGA, HDMI, USB sockets and power supplies. They enable guests to connect and use their high-tech equipment in their room.



### MULTISTANDARD SOCKET OUTLET

Convenient for international travellers, as it removes the need of adaptors. And safe at the same time, as it offers the standard safety features provided by BS sockets: whatever the plug is.

The safety shutters protect against accidental contacts to live parts.



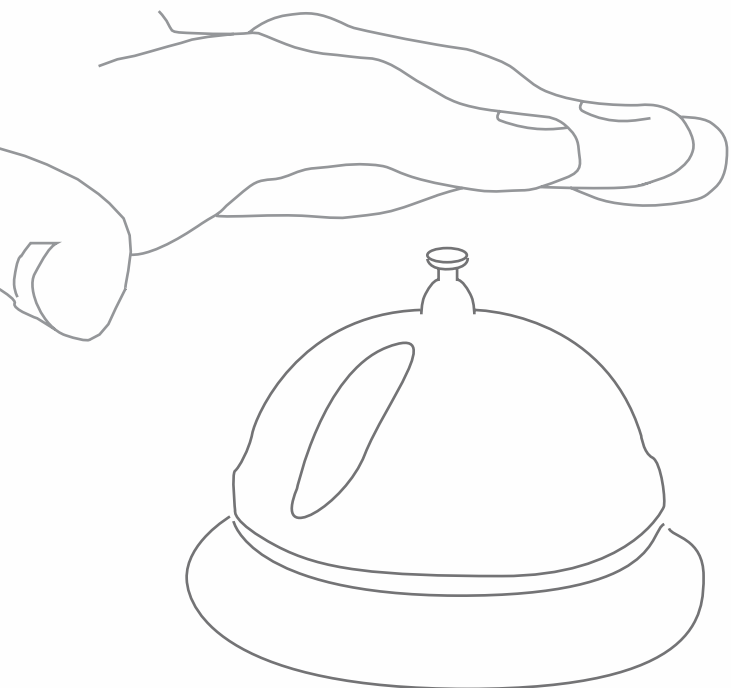
### SHAVER SOCKET

The shaver socket incorporates a double wound isolating transformer for safe use in the bathroom.

It can be used with various 2-pin plugs such as European, British, American and Australian. Suitable for 120V and 230V.

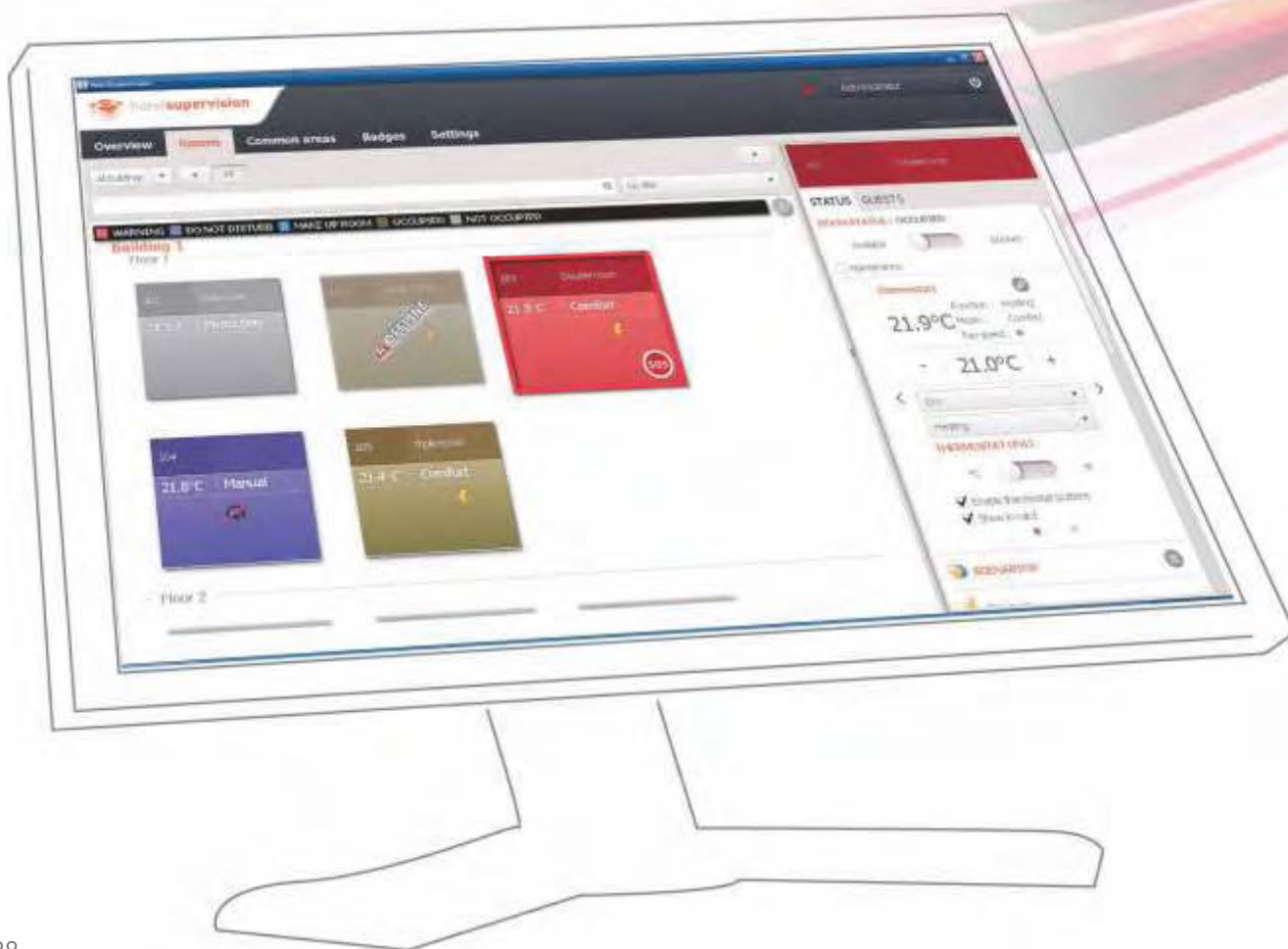
## HOTEL ROOM AUTOMATION

# COMBINE INDIVIDUAL ROOM CONTROL AND CENTRALISED SUPERVISION



### SUPERVISION SOFTWARE

The supervision software enables remote control and management for each individual room from one central point. In this way, temperature and lighting scenarios as well as the “Do-not-disturb / Make up room” signals can be controlled directly from reception, according to whether guests are in their room or not.





# ROL



## RFID FREQUENCY RECOGNITION

Together with a badge programming device, the software can also programme badges to work with the specific room reader.



## IP SCENARIO MODULE

It manages up to 50 scenarios for the hotel rooms or different areas and works at the same time as a gateway for the supervision software.







# ARTEOR™ CATALOGUE



# Arteor wiring accessories and home automation

## MECHANISMS, SUPPORT FRAMES & PLATES



p. 46  
Switches and push-buttons



p. 48  
Dimmers, automatic switches and visual indication



p. 51  
DP switches, cooker control unit



p. 53  
Hotel equipment

## ARTEOR RADIO/ZIGBEE® TECHNOLOGY



p. 98  
Controllers/receivers



p. 99  
Transmitters



p. 99  
Scenario controllers



p. 101  
Touch plates

## ARTEOR BUS/SCS TECHNOLOGY



p. 105  
Lighting control and automation



p. 108  
Modular equipment for lighting control



p. 111  
Temperature control

NEW



p. 113  
Energy and load shielding management




**p. 59**  
RSA & International  
standards  
socket outlets



**p. 64**  
USB chargers, RJ 45  
sockets and audio and  
video sockets



**p. 77**  
Support frames



**p. 78**  
RSA & International  
standard plates



**p. 102**  
Other functions



**p. 114**  
Intruder alarm



**p. 116**  
Sound diffusion




**p. 118**  
Home management



**p. 121**  
Door entry system

# Arteor™ mechanical switches

## square version



Support frame and plate selection charts **p. 88-95**

Mechanisms supplied with rocker plates, to be equipped with support frames (p. 77) and plates (p. 78-87)

### Switches 10 AX - 250 VA

Pack	Cat.Nos	Switches 10 AX - 250 VA
10	5 720 04	<b>1-way switch</b> ○ White - 1 module
10	5 725 04	● Magnesium - 1 module
10	5 724 50	● Red - 1 module
10	5 720 34	○ White - 2 modules
10	5 725 34	● Magnesium - 2 modules
10	5 720 05	<b>2-way switch</b> ○ White - 1 module
10	5 725 05	● Magnesium - 1 module
10	5 720 35	○ White - 2 modules
10	5 725 35	● Magnesium - 2 modules
10	5 720 06	<b>2-way switch with indicator</b> To be equipped with LED (p. 68) ○ White - 1 module
10	5 725 06	● Magnesium - 1 module
5	5 720 36	○ White - 2 modules
5	5 725 36	● Magnesium - 2 modules
5	5 720 37	<b>2-way switch with indicator and label-holder</b> To be equipped with LED (p. 68) ○ White - 2 modules
5	5 725 37	● Magnesium - 2 modules
5	5 720 08	<b>Intermediate switch</b> ○ White - 1 module
5	5 725 08	● Magnesium - 1 module
10	5 720 38	○ White - 2 modules
10	5 725 38	● Magnesium - 2 modules
10	5 720 40	<b>Double pole switch</b> ○ White - 2 modules
5	5 725 40	● Magnesium - 2 modules

### Switches 20 AX - 250 VA

10	5 720 09	<b>1-way switch</b> ○ White - 1 module
10	5 725 09	● Magnesium - 1 module
10	5 720 41	○ White - 2 modules
10	5 725 41	● Magnesium - 2 modules
10	5 720 10	<b>2-way switch</b> ○ White - 1 module
10	5 725 10	● Magnesium - 1 module

### Switches 20 AX - 250 VA (continued)

10	5 720 11	<b>2-way switch with indicator</b> To be equipped with LED (p. 50) ○ White - 1 module
5	5 725 11	● Magnesium - 1 module
10	5 720 42	○ White - 2 modules
5	5 725 42	● Magnesium - 2 modules
10	5 720 43	<b>1-way switch - 3 gang</b> ○ White - 2 modules
10	5 725 43	● Magnesium - 2 modules
10	5 720 44	<b>2 x 2-way switch + 1-way switch - 3 gang</b> ○ White - 2 modules
10	5 725 44	● Magnesium - 2 modules
5	5 720 13	<b>1-way double pole switch</b> ○ White - 1 module
5	5 725 13	● Magnesium - 1 module
5	5 724 51	● Red - 1 module
10	5 720 46	○ White - 2 modules
10	5 725 46	● Magnesium - 2 modules
5	5 720 14	<b>1-way double pole switch with indicator</b> Red LED supplied ○ White - 1 module
5	5 725 14	● Magnesium - 2 modules
10	5 720 47	○ White - 2 modules
10	5 725 47	● Magnesium - 2 modules
10	5 720 49	<b>1-way double pole switch with indicator and "WATER HEATER" marking</b> Red LED supplied ○ White - 2 modules
10	5 725 49	● Magnesium - 2 modules
10	5 720 48	<b>2-way double pole switch</b> ○ White - 2 modules
10	5 725 48	● Magnesium - 2 modules

# Arteor™ mechanical switches

## round version



Support frame and plate selection charts p. 88-95

Mechanisms supplied with rocker plates, to be equipped with support frames (p. 77) and plates (p. 78-87)

### Switches 10 AX - 250 VA

Pack	Cat.Nos	Switches 10 AX - 250 VA
10	5 730 10	<b>1-way switch</b> ○ White - 1 left module ● Magnesium - 1 left module
10	5 731 10	
10	5 730 11	○ White - 1 middle module ● Magnesium - 1 middle module
10	5 731 11	
10	5 730 12	○ White - 1 right module ● Magnesium - 1 right module
10	5 731 12	
10	5 730 60	○ White - 2 modules ● Magnesium - 2 modules
10	5 731 60	
10	5 730 13	<b>2-way switch</b> ○ White - 1 left module ● Magnesium - 1 left module
10	5 731 13	
10	5 730 14	○ White - 1 middle module ● Magnesium - 1 middle module
10	5 731 14	
10	5 730 15	○ White - 1 right module ● Magnesium - 1 right module
10	5 731 15	
10	5 730 61	○ White - 2 modules ● Magnesium - 2 modules
10	5 731 61	
5	5 730 16	<b>2-way switch with indicator</b> To be equipped with LED (p. 68) ○ White - 1 left module ● Magnesium - 1 left module
5	5 731 16	
5	5 730 17	○ White - 1 middle module ● Magnesium - 1 middle module
5	5 731 17	
5	5 730 18	○ White - 1 right module ● Magnesium - 1 right module
5	5 731 18	
5	5 730 62	○ White - 2 modules ● Magnesium - 2 modules
5	5 731 62	
10	5 730 63	<b>Intermediate switch</b> ○ White - 2 modules ● Magnesium - 2 modules
5	5 731 63	
5	5 730 65	<b>Double pole switch</b> ○ White - 2 modules ● Magnesium - 2 modules
5	5 731 65	

### Switches 20 AX - 250 VA

10	5 730 20	<b>1-way switch</b> ○ White - 1 left module ● Magnesium - 1 left module
10	5 731 20	
10	5 730 21	○ White - 1 middle module ● Magnesium - 1 middle module
10	5 731 21	
10	5 730 22	○ White - 1 right module ● Magnesium - 1 right module
10	5 731 22	
10	5 730 70	○ White - 2 modules ● Magnesium - 2 modules
10	5 731 70	

### Switches 20 AX - 250 VA (continued)

Pack	Cat.Nos	Switches 20 AX - 250 VA (continued)
10	5 730 23	<b>2-way switch</b> ○ White - 1 left module ● Magnesium - 1 left module
10	5 731 23	
10	5 730 24	○ White - 1 middle module ● Magnesium - 1 middle module
10	5 731 24	
10	5 730 25	○ White - 1 right module ● Magnesium - 1 right module
10	5 731 25	
5	5 730 26	<b>2-way switch with indicator</b> To be equipped with LED (p. 68) ○ White - 1 left module ● Magnesium - 1 left module
5	5 731 26	
5	5 730 27	○ White - 1 middle module ● Magnesium - 1 middle module
5	5 731 27	
5	5 730 28	○ White - 1 right module ● Magnesium - 1 right module
5	5 731 28	
5	5 730 71	○ White - 2 modules ● Magnesium - 2 modules
5	5 731 71	
10	5 730 72	<b>1-way switch - 3 gang</b> ○ White - 2 modules ● Magnesium - 2 modules
5	5 731 72	
10	5 730 73	<b>2 x 2-way switch + 1-way switch - 3 gang</b> ○ White - 2 modules ● Magnesium - 2 modules
5	5 731 73	
5	5 730 30	<b>1-way double pole switch</b> ○ White - 1 left module ● Magnesium - 1 left module
5	5 731 30	
5	5 730 31	○ White - 1 right module ● Magnesium - 1 right module
5	5 731 31	
10	5 730 75	○ White - 2 modules ● Magnesium - 2 modules
10	5 731 75	
5	5 730 32	<b>1-way double pole switch with indicator</b> Red LED supplied ○ White - 1 left module ● Magnesium - 1 left module
5	5 731 32	
5	5 730 33	○ White - 1 right module ● Magnesium - 1 right module
5	5 731 33	
10	5 730 76	○ White - 2 modules ● Magnesium - 2 modules
10	5 731 76	
10	5 730 78	<b>1-way double pole switch with indicator and "WATER HEATER" marking</b> Red LED supplied ○ White - 2 modules ● Magnesium - 2 modules
10	5 731 78	
10	5 730 77	<b>2-way double pole switch</b> ○ White - 2 modules ● Magnesium - 2 modules
5	5 731 77	

## Arteor™ electronic switches square version



Support frame and plate selection charts p. 88-95

Mechanisms supplied with rocker plates, to be equipped with support frames (p. 77) and plates (p. 78-87)

Pack	Cat.Nos	Micropush switches without neutral - 100/240 VA
1	5 740 04	<b>2-way switch - 400 W</b> ○ White - 2 modules ● Magnesium - 2 modules
1	5 740 54	
1	5 740 02	<b>2-way switch - 2 x 400 W with LED locator</b> With magnesium control touch Supplied with support frame ○ White - 2 modules ● Black - 2 modules
1	5 740 52	

Pack	Cat.Nos	Micropush switches with neutral - 100/240 VA
1	5 740 03	With Magnesium control touch <b>2-way switch - 1000 W with LED locator</b> ○ White - 2 modules ● Black - 2 modules
1	5 740 53	
1	5 740 00	<b>2-way switch - 2 x 1000 W with LED locator</b> ○ White - 2 modules ● Black - 2 modules
1	5 740 50	
1	5 740 01	<b>2-way switch - 3 x 1000 W with LED locator</b> ○ White - 2 modules ● Black - 2 modules
1	5 740 51	

Pack	Cat.Nos	Sensitive switches - 100/240 VA
1	5 720 51	For controlling light sources by simply passing the hand in front of the switch (distance 5 mm) Up to 5 sensitive switches can be combined to control the same lighting circuit Supplied with LED indicator light ○ White - 2 modules ● Magnesium - 2 modules
1	5 734 55	

## Arteor™ electronic switches round version



Support frame and plate selection charts p. 88-95

Mechanisms supplied with rocker plates, to be equipped with support frames (p. 77) and plates (p. 78-87)

Pack	Cat.Nos	Micropush switches without neutral - 100/240 VA
1	5 743 04	<b>2-way switch - 400 W</b> ○ White - 2 modules ● Magnesium - 2 modules
1	5 743 54	
1	5 743 02	<b>2-way switch - 2 x 400 W with LED locator</b> With magnesium circle for control Supplied with support frame ○ White - 2 modules ● Black - 2 modules
1	5 743 52	

Pack	Cat.Nos	Micropush switches with neutral - 100/240 VA
1	5 743 03	With Magnesium circle for control <b>2-way switch - 1000 W with LED locator</b> ○ White - 2 modules ● Black - 2 modules
1	5 743 53	
1	5 743 00	<b>2-way switch - 2 x 1000 W with LED locator</b> ○ White - 2 modules ● Black - 2 modules
1	5 743 50	
1	5 743 01	<b>2-way switch - 3 x 1000 W with LED locator</b> ○ White - 2 modules ● Black - 2 modules
1	5 743 51	

Pack	Cat.Nos	Sensitive switches - 100/240 VA
1	5 725 51	For controlling light sources by simply passing the hand in front of the switch (distance 5 mm) Up to 5 sensitive switches can be combined to control the same lighting circuit Supplied with LED indicator light ○ White - 2 modules ● Magnesium - 2 modules
1	5 736 55	



## Arteor™ push-buttons square version



Support frame and plate selection charts p. 88-95

Mechanisms supplied with rocker plates, to be equipped with support frames (p. 77) and plates (p. 78-87)

Pack	Cat.Nos	Push-buttons 6 A - 250 VA
10	5 720 00	<b>1-way push-button</b> ○ White - 1 module
10	5 725 00	● Magnesium - 1 module
10	5 720 30	<b>1-way push-button with bell symbol</b> ○ White - 2 modules
10	5 725 30	● Magnesium - 2 modules
5	5 720 15	<b>1-way push-button with bell symbol</b> ○ White - 1 module
5	5 725 15	● Magnesium - 1 module
5	5 720 56	<b>1-way push-button with locator and bell symbol</b> Equipped with blue LED ○ White - 2 modules
5	5 725 56	● Magnesium - 2 modules
5	5 720 16	<b>1-way push-button with locator and bell symbol</b> Equipped with blue LED ○ White - 1 module
5	5 725 16	● Magnesium - 1 module
10	5 720 01	<b>2-way push-button</b> ○ White - 1 module
5	5 725 01	● Magnesium - 1 module
10	5 720 31	<b>2-way push-button with locator</b> Equipped with blue LED ○ White - 2 modules
5	5 725 31	● Magnesium - 2 modules
10	5 720 02	<b>2-way push-button with locator</b> Equipped with blue LED ○ White - 1 module
10	5 725 02	● Magnesium - 1 module
10	5 720 32	<b>2-way push-button with locator</b> Equipped with blue LED ○ White - 2 modules
5	5 725 32	● Magnesium - 2 modules
10	5 720 03	<b>2-way push-button with label-holder</b> ○ White - 1 module
5	5 725 03	● Magnesium - 1 module
10	5 720 33	<b>2-way push-button with label-holder</b> ○ White - 2 modules
10	5 725 33	● Magnesium - 2 modules

## Arteor™ push-buttons round version



Support frame and plate selection charts p. 88-95

Mechanisms supplied with rocker plates, to be equipped with support frames (p. 79) and plates (p. 78-87)

Pack	Cat.Nos	Push-buttons 6 A - 250 VA
10	5 730 00	<b>1-way push-button</b> ○ White - 1 left module
10	5 731 00	● Magnesium - 1 left module
10	5 730 01	<b>1-way push-button</b> ○ White - 1 middle module
10	5 731 01	● Magnesium - 1 middle module
10	5 730 02	<b>1-way push-button</b> ○ White - 1 right module
10	5 731 02	● Magnesium - 1 right module
10	5 730 50	<b>1-way push-button with bell symbol</b> ○ White - 2 modules
10	5 731 50	● Magnesium - 2 modules
5	5 730 80	<b>1-way push-button with bell symbol</b> ○ White - 2 modules
5	5 731 80	● Magnesium - 2 modules
5	5 730 51	<b>2-way push-button</b> ○ White - 2 modules
5	5 731 51	● Magnesium - 2 modules
5	5 730 52	<b>2-way push-button with locator</b> Equipped with blue LED ○ White - 2 modules
5	5 731 52	● Magnesium - 2 modules
10	5 730 53	<b>2-way push-button with label-holder</b> ○ White - 2 modules
5	5 731 53	● Magnesium - 2 modules

# Arteor™ dimmers

square version



Mechanisms supplied with rocker plates, to be equipped with support frames (p. 77) and plates (p. 78-87)  
100/240 VA - 50/60 Hz

### Pack Cat.Nos Resistive/inductive loads touch dimmers

1	5 722 11	Without neutral, 2-wire <b>Push-button dimmer - 600 W</b> To be installed alone in a 3 module box with a 3-module support frame and a 2-module plate ○ White - 2 modules round ● Black - 2 modules square
1	5 727 11	

### Pack Cat.Nos Leading edge dimmers

1	5 722 13	Without neutral, 2-wire <b>Rotary dimmer - 400 W</b> ○ White - 2 modules ● Magnesium - 2 modules
1	5 727 13	
1	5 735 01	<b>Rotary dimmer - 1000 W</b> To be installed alone in a 3 module box with a 3-module support frame and a 2-module plate Not CE compliant ○ White - 2 modules ● Magnesium - 2 modules
1	5 737 01	

NEW

### Pack Cat.Nos Trailing/leading edge dimmers

1	5 740 07	<b>Push-button dimmer - 2 x 400 W</b> With Magnesium control touch Supplied with support frame ○ White - 2 modules ● Black - 2 modules
1	5 740 57	
1	5 740 06	<b>Push-button dimmer - 600 W</b> To be installed alone in a 3 module box with a 3-module support frame and a 2-module plate ○ White - 2 modules ● Magnesium - 2 modules
1	5 740 56	
1	5 722 41 <sup>1</sup>	<b>Push-button dimmer - 1000 W</b> Supplied complete with flush-mounting box, support frame and plate 5 LEDs showing lighting intensity status ○ White - 5 vertical modules ● Magnesium - 5 vertical modules
1	5 727 41 <sup>2</sup>	

### Pack Cat.Nos Universal dimmers

1	5 722 39	Without neutral, 2 wires Push-button dimmer for all types of lamps: - Dimmable LEDs: 150 W - Dimmable compact fluorescent lamps: 150 W - Halogen with transformer: 400 VA - Fluorescent tube: 200 VA - Halogen 230 V and incandescent: 400 W Can be associated with one or several push-buttons without neon, for ON/OFF or dimming control Lights come on again at the same lighting level as before they were last switched off ○ White - 2 modules square white ● Magnesium - 2 modules square magnesium
1	5 727 39	
1	5 743 19	
1	5 743 39	
1	5 722 38	<b>Dimmers 0-10 V</b> Push-button dimmer For ballasts 0-10 V With Magnesium control touch ○ White - 2 modules ● Magnesium - 2 modules
1	5 727 38	

### Pack Cat.Nos Lighting environment controller

1	5 740 10 <sup>1</sup>	Main controller 3 x 1000 W (the cumulative load of the 3 circuits must not exceed 2200 W) Supplied complete with flush-mounting box, support frame and plate Particularly suitable for controlling lighting environments in conference rooms, meeting rooms, restaurants, showrooms, etc. Possible applications: - control of 3 lighting circuits in one room - control of lighting environments by dimming polychromatic lamps (red/green/blue or warm/white/ cold white) Controls on front face: - 6 push-buttons for on/off/dimming control of each of the 3 lighting circuits - 3 sets of 5 LEDs displaying the current level of each circuit - 4 push-buttons for memorisation and control of lighting environments ○ White ● Magnesium
1	5 740 60 <sup>2</sup>	

1: Supplied with White plate  
2: Supplied with Mirror Black plate

# Arteor™ dimmers round version



Support frame and plate selection charts p. 88-95

Mechanisms supplied with rocker plates, to be equipped with support frames (p. 77) and plates (p. 84-91)  
100/240 VA - 50/60 Hz

## Resistive/inductive loads touch dimmers

Pack	Cat.Nos	Without neutral, 2-wire
1	5 743 05	<b>Push-button dimmer - 600 W</b> To be installed alone in a 3 module box with a 3-module support frame and a 2-module plate ○ White - 2 modules ● Magnesium - 2 modules
1	5 743 55	

Pack	Cat.Nos	Leading edge dimmers
1	<b>Rotary dimmer - 1000 W</b> To be installed alone in a 3 module box with a 3-module support frame and a 2-module plate Not CE compliant ○ White - 2 modules ● Magnesium - 2 modules	Without neutral, 2-wire <b>Rotary dimmer - 1000 W</b>
1		

Pack	Cat.Nos	Trailing/leading edge dimmers
1	<b>Push-button dimmer - 2 x 400 W</b> With Magnesium circle for control Supplied with support frame ○ White - 2 modules ● Black - 2 modules	Without neutral, 2-wire <b>Push-button dimmer - 2 x 400 W</b>
1		
1	<b>Push-button dimmer - 600 W</b> To be installed alone in a 3 module box with a 3-module support frame and a 2-module plate ○ White - 2 modules ● Magnesium - 2 modules	Without neutral, 2-wire <b>Push-button dimmer - 600 W</b>
1		

Pack	Cat.Nos	Universal dimmers
1	<b>Push-button dimmer 300 W</b> With neutral, 3-wire Can be used with compact fluorescent lamps With Magnesium circle for control ○ White - 2 modules ● Black - 2 modules	Without neutral, 2-wire <b>Push-button dimmer 300 W</b>
1		

Pack	Cat.Nos	Dimmers 0-10 V
1	<b>Push-button dimmer</b> For ballasts 0-10 V With Magnesium circle for control ○ White - 2 modules ● Black - 2 modules	Without neutral, 2-wire <b>Push-button dimmer</b>
1		

# Arteor™ load selection charts

## Load selection charts

	Cat.Nos	Universal							
		Leading edge				Trailing edge			
		Incandescent lamp		Halogen lamp		ELV halogen with ferromagnetic transformer		ELV halogen with electronic transformer	
		110 V	230 V	110 V	230 V	110 V	230 V	110 V	230 V
Micropush switches	5 740 04/54 5 743 04/54	200 W	400 W	200 W	400 W	200 VA	400 VA	200 VA	400 VA
	5 740 02/52 5 743 02/52	500 W	1000 W	500 W	1000 W	250 VA	500 VA	250 VA	500 VA
	5 740 03/53 5 743 03/53	2 x 500 W	2 x 1000 W	2 x 500 W	2 x 1000 W	2 x 250 VA	2 x 500 VA	2 x 250 VA	2 x 500 VA
	5 740 00/50 5 743 00/50	3 x 500 W	3 x 1000 W	3 x 500 W	3 x 1000 W	3 x 250 VA	3 x 500 VA	3 x 250 VA	3 x 500 VA
	5 740 01/51 5 743 01/51	2 x 200 W	2 x 400 W	2 x 200 W	2 x 400 W	2 x 200 VA	2 x 400 VA	2 x 200 VA	2 x 400 VA
Sensitive switches	5 720 51 5 734 55 5 725 51 5 736 55	500 W	1000 W	500 W	1000 W	250 VA	500 VA	250 VA	500 VA
	5 740 06/56 5 743 06/56	300 W	600 W	300 W	600 W	225 VA	450 VA	300 VA	600 VA
Dimmers	5 735 01 5 737 01 5 722 40 5 727 40	500 W	1000 W	500 W	1000 W	500 VA	1000 VA	300 VA	600 VA
	5 722 11 5 727 11 5 743 05/55	300 W	600 W	300 W	600 W	300 VA	600 VA		
	5 740 08/58 5 743 08/58	150 W	300 W	150 W	300 W	150 VA	300 VA	150 VA	300 VA
	5 740 07/57 5 743 07/57	2 x 200 W	2 x 400 W	2 x 200 W	2 x 400 W	2 x 200 VA	2 x 400 VA	2 x 200 VA	2 x 400 VA
	5 722 41 5 727 41	500 W	1000 W	500 W	1000 W	500 VA	1000 VA	500 VA	1000 VA
5 740 10/60	1100 W	2200 W	1100 W	2200 W	1100 VA	2200 VA	1100 VA	2200 VA	

	Cat.Nos	Universal					
		Fluorescent tube		Compact fluorescent lamp		LED	
		110 V	230 V	110 V	230 V	110 V	230 V
Micropush switches	5 740 02/52 5 743 02/52	250 VA	500 VA	250 VA	500 VA	250 VA	500 VA
	5 740 03/53 5 743 03/53	2 x 250 VA	2 x 500 VA	2 x 250 VA	2 x 500 VA	2 x 250 VA	2 x 500 VA
	5 740 00/50 5 743 00/50	3 x 250 VA	3 x 500 VA	3 x 250 VA	3 x 500 VA	3 x 250 VA	3 x 500 VA
Sensitive switches	5 720 51 5 734 55 5 725 51 5 736 55	250 VA	500 VA	250 VA	500 VA	250 VA	500 VA
	5 740 08/58 5 743 08/58	80 VA	160 VA	80 VA	160 VA		

	Cat.Nos	Ballasts 0-10 V		Ballasts DALI		Reducer motor for shutters	
		110 V	230 V	110 V	230 V	110 V	230 V
		Micropush switches	5 740 02/52 5 743 02/52				
5 740 03/53 5 743 03/53						2 x 50 VA	2 x 100 VA
5 740 00/50 5 743 00/50						3 x 50 VA	3 x 100 VA
Sensitive switches	5 720 51 5 734 55 5 725 51 5 736 55					50 VA	100 VA
	5 740 10/60	1100 VA 50 mA	2200 VA 50 mA	60 ballast	60 ballast		

# Arteor™ automatic switches and visual indication



5 740 47



5 727 26



5 724 52



5 724 53



5 722 21



Support frame and plate selection charts p. 88-95

Mechanisms supplied with square rocker plates, to be equipped with support frames (p. 77) and plates (p. 78-87)

Pack	Cat.Nos	Automatic switches	Pack	Cat.Nos	Miniature emergency lighting unit
1	5 740 47	<p>Measurement of luminosity threshold Adjustment of luminosity threshold and time delay Max. lux and min. time delay factory pre-set Settings modified on the device via thumbwheel or configuration tool Cat.Nos 0 882 30 and 0 882 35 Recommended fixing height: 1 m IR detection 180° Adjustable luminosity threshold: 5 to 1275 lux Time delay adjustable from 5 s to 30 min Consumption 0,2 W on standby Optimum distance between 2 sensors: 6 m Integrated self-protection against overloads and short-circuits Installation in box min. depth 40 mm recommended 2 modules Detection field 15 m<sup>2</sup></p> <p><b>With neutral, 3-wire - 1000 W</b> Operates: - 2000 W incandescent and halogen lamps 230 VA - 1000 VA ELV halogen lamps with ferromagnetic or electronic transformer - 500 VA compact fluorescent lamps - 0 to 1000 W for LEDs</p> <p>○ White ● Magnesium</p> <p><b>Without neutral, 2-wire, 400 W</b> Operates: - 400 W incandescent and halogen lamps 230 VA - 400 VA ELV halogen lamps with ferromagnetic or electronic transformer - 40 to 400 W for LEDs</p> <p>○ White ● Magnesium</p>	1	5 722 22	<p>Illuminates automatically upon power failure Unclips from frame to become portable Can be permanently attached to frame LEDs indicating mains and charging status 2 modules</p> <p>○ White</p>
1	5 740 97		<p><b>NEW</b></p> <p>○ White ● Magnesium</p>	1	5 722 21
1	5 740 34	<p>○ White ● Magnesium</p>	1	5 727 26	
1	5 740 94	<p>○ White ● Magnesium</p>	1	5 727 26	<p><b>Illuminated lighting unit</b> 230 V - 1 W Supplied with 4 coloured labels 1 module</p> <p>○ White</p>
1	5 740 94	<p>○ White ● Magnesium</p>	10	5 724 52	
10	5 724 53	<p><b>Overdoor lighting units</b> Supplied with diffusers and LED 2 modules</p> <p>○ White with red LED ○ White with white LED</p>	10	5 724 53	
10	5 722 23		10	5 722 23	
10	5 724 56	<p><b>Lamps</b> <b>For locator switch</b> LED 230 V - blue</p> <p><b>For indicator switch</b> LED 230 V - red LED 24 V - red LED 12 V - red</p>	10	5 724 56	
10	5 724 55		10	5 724 55	
10	5 724 57		10	5 724 57	
10	5 724 54		10	5 724 54	

## Arteor™ lighting control, emergency push-buttons



5 720 55




5 723 63

## Arteor™ double pole switches, cooker control units



5 720 87



5 720 88



Support frame and plate selection charts p. 88-95

Mechanisms supplied with rocker plates, to be equipped with support frames (p. 77) and plates (p. 78-87)



US and BS plate selection charts p. 88-95

Mechanisms supplied with rocker plates, to be equipped with plates (p. 78-87). Support frame not needed

Pack	Cat.Nos	Time delay switches
1	5 720 55	<p>Interference suppression conforming to standard EN 55022</p> <p>For timer control of a circuit with the following loads:</p> <ul style="list-style-type: none"> <li>- 1000 W incandescent and halogen 230 VA</li> <li>- 2300 W resistive (heating)</li> <li>- 400 VA fluorescent and ELV halogen</li> </ul> <p>Adjustable from 25 s to 15 min</p> <p>It is possible to install a number of timer switches in parallel on the same circuit</p> <p>With integrated LED</p> <p>2-wire installation in box min. depth 40 mm</p> <p>2 modules</p>
1	5 740 84	



- White
- Magnesium

Pack	Cat.Nos	Single pole latching relays 10 A - 250 VA
1	5 722 27	<p>Used to bring functions with low breaking capacity close to the application</p> <p>Resistive: 3000 W</p> <p>Incandescent: 1800 W</p> <p>LV halogen: 1800 W</p> <p>Fluorescent: 400 VA</p> <p>Motors (roller blind type): 530 W</p> <p>2 modules</p>
1	5 727 27	



- White
- Magnesium

Pack	Cat.Nos	Emergency stop mushroom head push-buttons 10 A - 250 VA
1	5 723 63	<p>N/O + N/C</p> <p>2 modules</p> <p><b>With key</b></p> <p>Unlock with RONIS key no. 601</p>
1	5 723 62	



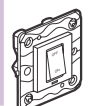
- White

- White

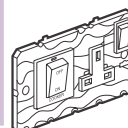
Pack	Cat.Nos	Double pole switches 40 A - 250 VA
5	5 720 81	<p>Conform to EN 60669-1: 2000 and SANS 164-1</p> <p>Captive terminal screws</p> <p>For flush-mounting box to be min. 48 mm deep</p> <p>Use US plate 4" x 4" - 2 modules</p> <p><b>Double pole switch / RSA Standard</b></p> <ul style="list-style-type: none"> <li><input type="radio"/> White</li> <li><input checked="" type="radio"/> Magnesium</li> </ul>
5	5 725 81	
5	5 720 82	<p><b>Double pole switch + neon / RSA Standard</b></p> <ul style="list-style-type: none"> <li><input type="radio"/> White</li> <li><input checked="" type="radio"/> Magnesium</li> </ul>
5	5 725 82	



Pack	Cat.Nos	Double pole switches 45 A - 250 VA
5	5 720 80	<p>Conform to EN 60669-1: 2000</p> <p>Captive terminal screws</p> <p>For flush-mounting box to be min. 48 mm deep</p> <p><b>Double pole switch + neon - 2 gang</b></p> <p>Use BS plate 3 modules</p> <ul style="list-style-type: none"> <li><input type="radio"/> White</li> <li><input checked="" type="radio"/> Magnesium</li> </ul>
5	5 725 80	
5	5 720 87	<p><b>Double pole switch + neon - 1 gang</b></p> <p>Use BS plate 2 modules</p> <ul style="list-style-type: none"> <li><input type="radio"/> White</li> <li><input checked="" type="radio"/> Magnesium</li> </ul>
5	5 725 87	



Pack	Cat.Nos	Cooker control unit 250 VA
5	5 720 88	<p>Conform to BS 4177: 1992</p> <p>45 A double pole switch + 13 A double pole switched socket outlet</p> <p>Use special plate (p. 104)</p> <ul style="list-style-type: none"> <li><input type="radio"/> White</li> </ul>



# Arteor™ ventilation, heating and roller blinds control



5 722 18      5 722 03      5 722 19      5 727 20      5 722 02



Special wiring accessories for hotels P.55

Support frame and plate selection charts **p.88-95**

Mechanisms supplied with rocker plates, to be equipped with support frames (p. 77) and plates (p. 78-87)

Pack	Cat.Nos	Fan controllers
1	5 722 17	<b>2 modules</b> <b>AC speed control - 4 positions</b> ○ White ● Magnesium
1	5 727 17	
1	5 722 18	<b>Rotary speed controller for fan</b> Operates 40 to 400 VA limit switch For progressive speed control of ceiling fan ○ White ● Magnesium
1	5 727 18	
5	5 722 15	<b>Fan step regulator - 100 W</b> ○ White ● Magnesium
5	5 727 15	
<b>Thermostats</b>		
<b>Electronic room thermostat</b> Control knob with index and adjustable segments for min. and max. settings Adjustable range from 5 °C to 30 °C (+/- 0.5 °C) Power supply: 230 VA - 50/60 Hz One potential free changeover contact output Suitable for controlling heated ceilings and underfloor heating - LV use breaking capacity: 8 A - 250 VA - resistive inductive circuit 2 A - 250 VA - inductive circuit - ELV use breaking capacity: 12 to 48 VA - 12 to 24 V=, from 1 mA min. to 500 mA max. 2 modules ○ White ● Magnesium		
1	5 722 03	
1	5 727 03	
<b>Thermostat for electric floor heating</b> With one potential free N/O contact and LED 16 A - 230 VA Adjustable range from 10 °C to 60 °C 2 modules ○ White ● Magnesium		
1	5 722 63	
1	5 727 63	

Pack	Cat.Nos	Electric roller blind controllers - 250 VA
<b>For control via automatic box (N/O mechanism)</b> Double push-button - 10 A 2 modules		
10	5 722 19	○ White - square version ● Magnesium - square version
10	5 727 19	
10	5 732 19	<b>NEW</b> ○ White - round version ● Magnesium - round version
10	5 737 19	
<b>For direct control of a motor (mechanism with fixed positions)</b> Double push-button - 10 A 2 modules		
10	5 722 20	○ White - square version ● Magnesium - square version
10	5 727 20	
10	5 732 20	<b>NEW</b> ○ White - round version ● Magnesium - round version
10	5 737 20	
<b>Curtain switches</b> 1 module		
<b>Curtain switch centre off</b> ○ White ● Magnesium		
5	5 722 02	
5	5 727 02	
<b>Curtain switch centre retract</b> ○ White ● Magnesium		
5	5 722 01	
5	5 727 01	

# Arteor™ hotel equipment



5 727 30



5 721 53



Hotel equipment P.55

Support frame and plate selection charts p. 88-95

Mechanisms supplied with rocker plates, to be equipped with support frames (p. 77) and plates (p. 78-87)

Pack	Cat.Nos	Mechanical key card switches
1	5 722 30	<p>For energizing a circuit by inserting a key fob Cat.No 5 722 59 or a smart card (access card for a hotel room) Example of use: hotel room power supply only when guest is present Time-delay of approx. 30 sec. after card removal To be equipped with single pole latching relay Cat.Nos 5 722 27 or 5 727 27 (p. 65) 2 modules or use inconjunction with contactor CAT: 04158</p> <p><b>Key card switches 230 V</b></p> <p> <input type="radio"/> White <input checked="" type="radio"/> Magnesium</p>
1	5 727 30	
1	5 722 31	<p><b>Key card switches 12-24 V</b></p> <p> <input type="radio"/> White <input checked="" type="radio"/> Magnesium</p>
1	5 734 93	

Pack	Cat.Nos	Key card switches RFID
1	5 722 53	<p>For energizing a circuit for example meeting room, office, hotel room... Works only with ISO type contactless key card Cat.Nos 0 767 11/12/13 or other ISO type 13.56 MHz key card Time-delay of approx. 30 sec. after card removal Low capacity contact 230 V - 30 VA Lighting of the slot by LED 2 modules</p> <p><b>NEW</b></p> <p> <input type="radio"/> White <input checked="" type="radio"/> Magnesium</p>
1	5 727 53	

Pack	Cat.Nos	Key card
10	5 722 59	<p><b>For mechanical key card switches</b></p> <p>Enables use of key fob switches in hotels with key locks Supplied complete with a label holder for individual hotel identification</p> <p> <input type="radio"/> White <input checked="" type="radio"/> Magnesium</p>
10	5 727 59	
10	0 767 11	<p><b>For RFID key card switches</b></p> <p>MIFARE contactless badge card ISO format (50 x 80 mm) Chip: 13.56 MHz Standard 1 KB memory</p> <p></p>

Pack	Cat.Nos	Shaver sockets
1	5 721 55	<p>Conform to BS EN 61558-2-5 IP 24 For use with European, British, American, Australian 2-pin plugs Screwless live and neutral terminals Double wound isolating transformer Automatic self-resetting overload feature Plug insertion operates micro-switch which energises transformer To be equipped with BS 2 gang - 3-module plates (p. 102, 103) For flush-mounting boxes, use BS 2 gang box depth 48 mm, US type, Italian type boxes depth 48 mm or Cat.No 0 801 55 Power supply: 230 V - 50/60 Hz 3 modules</p> <p><b>230 V / 120-230 V / RSA Standard</b></p> <p> <input type="radio"/> White <input checked="" type="radio"/> Magnesium</p>
1	5 726 55	
1	5 721 53	<p><b>230 V / 120-230 V with earth connector</b></p> <p> <input type="radio"/> White <input checked="" type="radio"/> Magnesium</p>
1	5 726 53	

Pack	Cat.Nos	Chimes
1	5 722 06	<p><b>NEW</b></p> <p>230 V - 50 Hz Consumption: 65 mA 1 melody Tone level: 73 dB at 1 m Compatible with push-button Cat.No 0 416 45</p> <p> <input type="radio"/> White <input checked="" type="radio"/> Magnesium</p>
1	5 722 46	

**Arteor™ hotel equipment**  
square version



5 733 82



5 737 22



5 720 57



5 725 54



Shaver sockets and keycard switches P.67



Support frame and plate selection charts p. 88-95

Mechanisms supplied with square rocker plates, to be equipped with support frames (p. 77) and plates (p. 77-87)

Pack	Cat.Nos	Lighting control
10 10	5 732 84 5 737 84	<b>Master switch - 2 modules</b> 2-way double pole 20 AX - 250 V± for general control: all ON / all OFF ○ White ● Magnesium
10 10	5 732 86 5 737 86	<b>Master push-button - 2 modules</b> 2-way 6 A - 250 V± for general control: all ON/ all OFF ○ White ● Magnesium
10 5	5 732 94 5 737 94	<b>Switch for bed lights - 2 x 1 module</b> 2 x 2-way switch - 10 AX - 250 V± ○ White ● Magnesium
10 5	5 732 96 5 737 96	<b>Push-button for bed lights - 2 x 1 module</b> 2 x 2-way push-button - 6 A - 250 V± ○ White ● Magnesium
10 5	5 733 82 5 738 82	<b>Switch for desk and entrance lights - 2 x 1 module</b> 2 x 2-way switch - 10 AX - 250 V± ○ White ● Magnesium
10 5	5 733 84 5 738 84	<b>Push-button for desk and entrance lights - 2 x 1 module</b> 2 x 2-way push-button - 6 A - 250 V± ○ White ● Magnesium
10 10	5 732 22 5 737 22	<b>Electric roller blinds control - 250 VA</b> <b>Double switch 10 A - 2 modules</b> For direct control of a motor (mechanism with fixed positions) ○ White ● Magnesium
10 10	5 732 24 5 737 24	<b>Double push-button 10 A - 2 modules</b> For control via automatic box (N/O mechanism) ○ White ● Magnesium
10 10	5 732 34 5 737 34	<b>Curtain control - 250 VA</b> <b>Double switch 10 A - 2 modules</b> For direct control of a motor (mechanism with fixed positions) ○ White ● Magnesium
10 10	5 732 36 5 737 36	<b>Double push-button 10 A - 2 modules</b> For control via automatic box (N/O mechanism) ○ White ● Magnesium

Pack	Cat.Nos	Hotel bedroom call indicators
5 5	5 720 57 5 725 57	Enable the resident to inform hotel staff of the room status Two settings are possible: - Do not disturb - Please clean the room 2 x 1 module <b>Indicator for corridor</b> Indicator lamp and bell push Installed in the corridor, display calls Supplied with LED ○ White ● Magnesium
5 5	5 720 54 5 725 54	<b>Internal control unit</b> Allows the user to select the desired setting Supplied with LED ○ White ● Magnesium
5 5	5 722 24 5 727 24	<b>Illuminated signs</b> Mechanisms integrating LEDs and a pivoting window that can take customised labels (printed using a simple text editor on transparent printing paper) 2 modules <b>Green or red LEDs</b> Sign with 2-state LEDs with choice of green or red configurable on the mechanism Power level: 1 W ○ White ● Magnesium
5 5	5 722 25 5 727 22	<b>Blue LEDs</b> Sign with blue LEDs A choice of 2 power levels: 0.2 or 1 W ○ White ● Magnesium
10 5	5 722 04 5 727 04	<b>Buzzers</b> <b>230 V - 1 module</b> ○ White ● Magnesium
10 10	5 722 07 5 722 47	<b>230 V - 2 modules</b> ○ White ● Magnesium
10 10	5 722 05 5 722 45	<b>8 V - 2 modules</b> ○ White ● Magnesium



# Arteor™ hotel equipment

round version

**NEW**



5 732 95



5 737 35



5 725 67



5 725 74



RJ 45 and audio/video sockets



Support frame and plate selection charts p. 88-95

Mechanisms supplied with square rocker plates, to be equipped with support frames (p. 77) and plates (p. 78-87)

Pack	Cat.Nos	Lighting control
10 10	5 732 85 5 737 85	<b>Master switch - 2 modules</b> 2-way double pole 20 AX - 250 V± for general control: all ON / all OFF ○ White ● Magnesium
10 10	5 732 87 5 737 87	<b>Master push-button - 2 modules</b> 2-way 6 A - 250 V± for general control: all ON/ all OFF ○ White ● Magnesium
5 5	5 732 95 5 737 95	<b>Switch for bed lights - 2 x 1 module</b> 2 x 2-way switch - 10 AX - 250 V± ○ White ● Magnesium
5 5	5 732 97 5 737 97	<b>Push-button for bed lights - 2 x 1 module</b> 2 x 2-way push-button - 6 A - 250 V± ○ White ● Magnesium
5 5	5 733 83 5 738 83	<b>Switch for desk and entrance lights - 2 x 1 module</b> 2 x 2-way switch - 10 AX - 250 V± ○ White ● Magnesium
5 5	5 733 85 5 738 85	<b>Push-button for desk and entrance lights - 2 x 1 module</b> 2 x 2-way push-button - 6 A - 250 V± ○ White ● Magnesium
10 10	5 732 23 5 737 23	<b>Electric roller blinds control - 250 VA</b> <b>Double switch 10 A - 2 modules</b> For direct control of a motor (mechanism with fixed positions) ○ White ● Magnesium
10 10	5 732 25 5 737 25	<b>Double push-button 10 A - 2 modules</b> For control via automatic box (N/O mechanism) ○ White ● Magnesium
10 10	5 732 35 5 737 35	<b>Curtain control - 250 VA</b> <b>Double switch 10 A - 2 modules</b> For direct control of a motor (mechanism with fixed positions) ○ White ● Magnesium
10 10	5 732 37 5 737 37	<b>Double push-button 10 A - 2 modules</b> For control via automatic box (N/O mechanism) ○ White ● Magnesium

Pack	Cat.Nos	Hotel bedroom call indicators
5 5	5 720 67 5 725 67	Enable the resident to inform hotel staff of the room status Two settings are possible: - Do not disturb - Please clean the room 2 x 1 module <b>Indicator for corridor</b> Indicator lamp and bell push Installed in the corridor, display calls Supplied with LED ○ White ● Magnesium
5 5	5 720 74 5 725 74	<b>Internal control unit</b> Allows the user to select the desired setting Supplied with LED ○ White ● Magnesium
5 5	5 727 25	<b>Illuminated signs</b> Mechanisms integrating LEDs and a pivoting window that can take customised labels (printed using a simple text editor on transparent printing paper) 2 modules <b>Green or red LEDs</b> Sign with 2-state LEDs with choice of green or red configurable on the mechanism 1-way ● Magnesium
5	5 727 23	<b>Blue LEDs</b> Sign with blue LEDs A choice of 2 power levels: 0.2 or 1 W ● Magnesium
10 10	5 722 08 5 722 48	<b>Buzzers</b> <b>230 V - 2 modules</b> ○ White ● Magnesium
1 1	5 732 05 5 732 45	<b>8 V - 2 modules</b> ○ White ● Magnesium

**Arteor™ hotel equipment BUS/SCS and Radio/ZigBee®**



Support frame and plate selection charts p. 88-95

Pack	Cat.Nos	Control indicators for room management
1	0675 90	DO NOT DISTURB – MAKE UP THE ROOM external indicator and bell pushbutton
1	0675 91	DO NOT DISTURB – MAKE UP THE ROOM external + indicator and bell pushbutton + badge reader
1	0675 93	DO NOT DISTURB – MAKE UP THE ROOM command to be completed with key covers
1	0675 92	8 push-buttons control for lighting, automation, sound diffusion and scenario functions
1	3541	A5 sheets for the customisation of the symbols of item 0675 92 ○ White
1	3542	● Magnesium

Pack	Cat.Nos	KEY-COVER with symbols for control mechanism BUS/SCS
1	5 743 46	Key-cover with symbol DON'T DISTURB - 2 modules ○ White ● Magnesium
1	5 743 47	
1	5 743 48	○ White ● Magnesium
1	5 743 49	
1	5 743 94	Couple of key cover with symbol DON'T DISTURB and symbol PLEASE CLEAN THE ROOM ○ White ● Magnesium
1	5 743 95	
1	5 743 96	○ White ● Magnesium
1	5 743 97	

Pack	Cat.Nos	Display thermostat
1	0 674 59	Flush mounted thermostat with backlit display. It can be used to control the temperature of an individual zone, both if a temperature central unit is and is not present. It features a temperature probe and an input for the connection of a contact line (e.g. window contact). It can be used for the management of different types of systems, and the adjustment of the fan speed when fan coils are used. Possibility of automatic operation (summer/winter), with compatible systems. Connection to SCS BUS – 2 modules.

Pack	Cat.Nos	BUS/SCS keycard switches
		Equipped with rocker plates, to be equipped with support frames (p. 93) and plates (p. 104 to 111) For energizing a circuit by inserting a key fob Time delay of approx. 30 sec. after card removal Lighting of the slot by LED 2 modules
1	5 722 35	<b>Mechanical keycard switch</b> ○ White ● Magnesium
1	5 727 35	
1	5 722 36	<b>RFID keycard switch</b> Only works with ISO 13.56 MHz badges ○ White ● Magnesium
1	5 727 36	

Pack	Cat.Nos	Scenario controllers BUS/SCS
		Touch control plates, supplied complete, to be installed in flush-mounting boxes
		<b>4-scene touch control - 4 scenarios</b> "wake up / sleep / TV / relax" scenarios - 2 modules For BS flush-mounting boxes
1	5 740 89	○ White ● Black
1	5 745 89	
		<b>6-scene touch control - 6 scenarios</b> "wake up / sleep / TV / relax / open curtains / close curtains" scenarios - 3 modules For British, Italian and American flush-mounting boxes
1	5 740 91	○ White ● Black
1	5 745 91	

Pack	Cat.Nos	IP Scenario module
1	MH201	It manages scenarios related to hotel rooms (With basic time and logic conditions) - It works as a gateway for the Configuration software
1	3544SW	software for the monitoring of the status of the room, for the corresponding basic management and the programming of badges – for Hotels with up to 20 rooms
1	3546SW	as above - for Hotels over 20 rooms

# Arteor™ access control



5 727 50



5 727 51



0 767 10

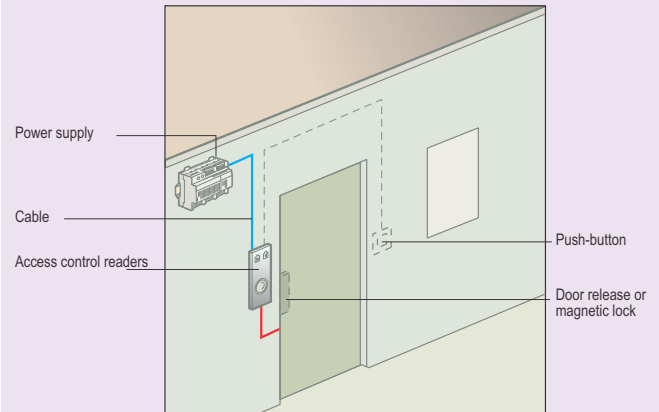
Mechanisms supplied complete with White or Magnesium square cover plate, flush-mounting box, support frame and plate

Pack	Cat.Nos	Readers
1	5 722 50 <sup>1</sup>	<b>5 vertical modules 22.5 x 45 mm</b> IP 40 - IK 04 Power supply: 12 V= Equipped with 2 LEDs red/green and 1 buzzer Can be used in stand-alone mode or with door controller (Cat.No 0 767 04, or other control panel using Wiegand protocol) Permanent backup memory <b>Fingerprint reader</b> 12 V= - 145 mA 999 users in stand-alone mode or with Legrand door controller Cat.No 0 767 04 (consult us) 1 door potential free changeover contact (1 A - 12 V) adjustable from 1 sec to 255 sec 1 push-button potential free input Built-in back-lighted LCD for clear instruction display ○ White ● Magnesium <b>Card reader</b> 12 V= - 118 mA 500 users in stand-alone mode 10000 users with Legrand door controller 767 04 (consult us) 1 door potential free changeover contact (1 A - 12 V) adjustable from 1 sec to 255 sec 1 push-button potential free contact. Built-in Wiegand protocol interface. Supplied with a master card, used to enrol a user or to communicate between the reader and the optional encoder Cat. No 0 767 05 (consult us) in stand-alone ○ White ● Magnesium <b>Coded keypad reader</b> 12 V= - 47 mA 99 users in stand-alone mode 10000 users with door controller Cat.No 767 04 (consult us) 1 door potential free changeover contact (1 A - 12 V) adjustable from 1 sec to 255 sec 1 push-button potential free contact Built-in Wiegand protocol interface ○ White ● Magnesium
1	5 727 50 <sup>2</sup>	
1	5 722 51 <sup>1</sup>	<b>Badges for card reader</b> Contactless keyfob badge (13.56 Mhz Mifare) Possibility to personalize the label ISO contactless card (13.56 Mhz Mifare) Dimensions: 50 x 80 mm
1	5 727 51 <sup>2</sup>	
5	0 767 10	
10	0 767 11	

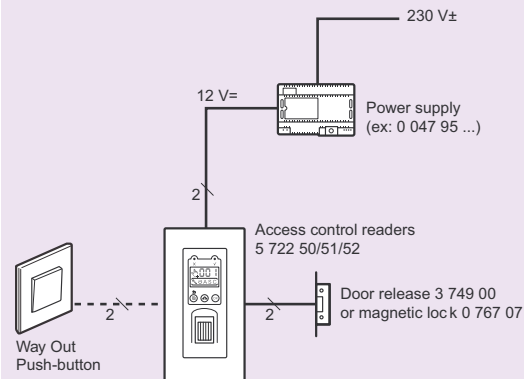
1: Supplied with White plate  
2: Supplied with Mirror Black plate

# Arteor™ access control

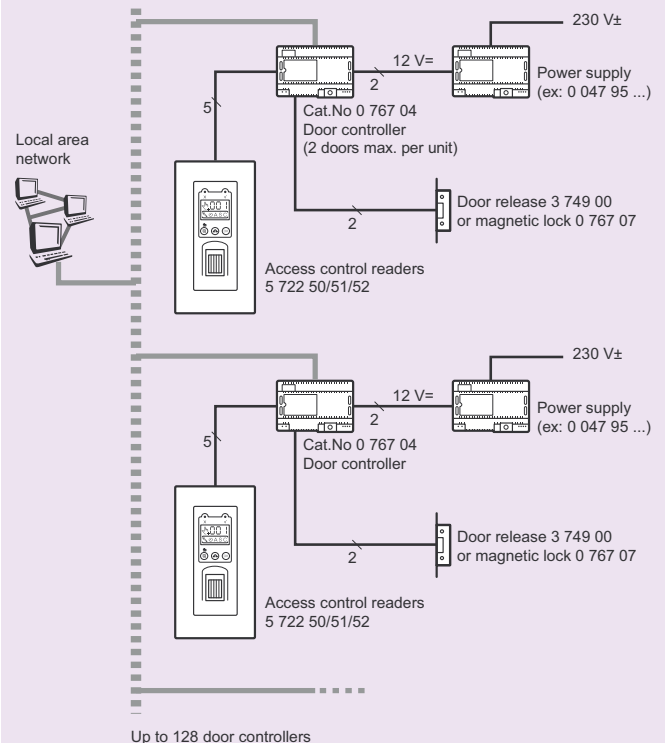
## ■ Installation principle in stand alone mode



## ■ Stand-alone



## ■ Centralized



Up to 128 door controllers

# Arteor™ RCBO, MCB and detectors



5 723 60



5 723 61



5 740 15



5 740 64



Intruder alarm BUS/SCS

p. 126

Support frame and plate selection charts p. 88-95

Mechanisms supplied with rocker plates, to be equipped with support frames (p. 77) and plates (p. 78-87)

Pack	Cat.Nos	RCBO
1	5 723 60	<p>Single pole + Neutral - 30 mA 16 A - 230 VA</p> <p>The RCBO is used to protect people (premises with a conductive floor, presence of water, etc...) against direct contact with live parts or leakages to earth</p> <p>With test button</p> <p>2 modules</p> <p> ○ White</p>

Pack	Cat.Nos	Thermal magnetic proximity MCB
1	5 723 61	<p>Single pole + Neutral - 230 VA 16 A</p> <p>Used for local protection of part in a circuit (e.g. 2P+E socket) against overloads and short-circuits</p> <p>Used in tradition to the main protection as it is both close to the user and discriminating vis-a-vis the main protection, and can therefore be reset immediately</p> <p>The proximity MCB can also be used as a local consumption limiter (depending on its rating)</p> <p>Breaking capacity: 3000 A</p> <p>2 modules</p> <p> ○ White</p>

Pack	Cat.Nos	Water leak detectors
1	5 740 15	<p>Indicates with a LED the presence of a conducting liquid</p> <p>The height at which the sensor is installed determines the level of flooding</p> <p>Consumption:</p> <ul style="list-style-type: none"> <li>- 0.1 mA in stand-by mode</li> <li>- 25 mA in alarm mode</li> </ul> <p>2 modules</p> <p> ○ White ● Magnesium</p>
1	5 740 65	

Pack	Cat.Nos	Gas detectors
1	5 740 14	<p>Indicates the presence of a gas via a LED and audible alarm signal 85 dB at 1 m</p> <p>2 modules</p> <p><b>LPG/Propane/Butane gas detectors</b></p> <p> ○ White ● Magnesium</p> <p><b>Methane gas detectors</b></p> <p> ○ White ● Magnesium</p>
1	5 740 64	
1	5 740 13	
1	5 740 63	

Pack	Cat.Nos	Accessories for detectors
1	5 740 35	<p>To be associated to the detector</p> <p>2-wire connection</p> <p>2 modules</p> <p><b>Transformers 230 V - 12 V</b></p> <p> ○ White ● Magnesium</p> <p><b>Actuators for technical alarms</b></p> <p> ○ White ● Magnesium</p>
1	5 740 85	
1	5 740 36	
1	5 740 86	

# Arteor™ British standard socket outlets



5 721 43



5 721 49



5 726 50



British standard plate selection charts **p. 88**

Mechanisms supplied with rocker plates, to be equipped with special plates (p. 78-87)  
Support frame not needed

Pack	Cat.Nos	Single pole socket outlets 13 A - 250 VA
10	5 721 43	Shuttered for child safety ASTA licence Conform to BS 1363 Part 2 Use special plates (p. 102, 103) <b>2P+E switched - 1 gang</b> ○ White ● Magnesium
10	5 726 43	
10	5 721 44	<b>2P+E switched + neon - 1 gang</b> ○ White ● Magnesium
10	5 726 44	
5	5 721 45	<b>2P+E switched - 2 gang</b> ○ White ● Magnesium
5	5 726 45	
5	5 721 46	<b>2P+E switched + neon - 2 gang</b> ○ White ● Magnesium
5	5 726 46	

Pack	Cat.Nos	Double pole socket outlets 13 A - 250 VA
5	5 721 47	Shuttered for child safety ASTA licence Conform to BS 1363 Part 2 Use special plates (p. 102, 103) <b>2P+E switched - 1 gang</b> ○ White ● Magnesium
5	5 726 47	
5	5 721 49	<b>2P+E switched - 2 gang</b> ○ White ● Magnesium ● Red for standard and clean earth applications Non standard pin configuration
5	5 726 49	
5	5 721 41	

Pack	Cat.Nos	Double pole socket outlets 5 A - 250 VA
10	5 721 40	Shuttered for child safety Conform to BS 546 Use special plates (p. 102, 103) <b>2P+E switched - 1 gang</b> ○ White ● Magnesium
10	5 726 40	
5	5 721 50	<b>Fused connection units</b> Double pole fused 13 A (fuse supplied) Flex outlet knockout and cord grip Captive fuse carrier (padlockable) Captive terminal screws Conform to BS 1363: part 4 Use special plates (p. 102, 103) <b>Switched</b> ○ White ● Magnesium
5	5 726 50	
5	5 721 51	<b>Switched + neon</b> ○ White ● Magnesium
5	5 726 51	
10	5 721 57	<b>Unswitched</b> ○ White ● Magnesium
10	5 726 57	

# Arteor™ international socket outlets



5 721 23

5 721 35

5 721 10

5 726 33

5 721 18

5 724 62

5 721 04

5 726 33



Can be used with DLP direct clipping trunking

Support frame and plate selection charts **p.88-95**

Mechanisms supplied with rocker plates, to be equipped with support frames (p. 77) and plates (p. 78-87)

Pack	Cat.Nos	Multistandard socket outlets
10	<b>NEW</b> 5 721 23	<b>2P+E unswitched - shuttered for child safety - 2 modules</b> ○ White ● Magnesium
10	5 726 23	
10	5 721 35	<b>2P+E switched - shuttered for child safety - 3 modules</b> ○ White ● Magnesium
10	5 726 35	


Pack	Cat.Nos	British standard socket outlets
5	5 721 32	Shuttered for child safety ASTA licence Conform to BS 1363 Part 2 Use special plates (p. 104, 105) <b>2P+E switched - 15 A</b> Conform to BS 546 3 modules ○ White ● Magnesium
5	5 726 32	
10	5 721 11	<b>2P+E - 13 A</b> Conform to BS 1363 Part 2 ASTA licence 2 modules ○ White ● Magnesium
10	5 726 11	
5	5 721 30	<b>2P+E switched - 13 A</b> Conform to BS 1363 Part 2 ASTA licence 3 modules ○ White ● Magnesium ● Red dedicated non standard pin
5	5 726 30	
5	5 724 67	
10	5 721 10	<b>2P+E - 5 A</b> Conform to BS 546 2 modules ○ White ● Magnesium
10	5 726 10	

Pack	Cat.Nos	German standard socket outlets 16 A
10	5 721 18	2 modules <b>2P+E shuttered for child safety</b> ○ White ● Magnesium ● Red tamper-proof dedicated ● Dedicated green ● Dedicated orange
10	5 726 18	
10	5 724 63	
10	5 724 62	
10	5 724 60	
10	5 721 19	<b>2P+E with cover</b> ○ White ● Magnesium
10	5 726 19	

Pack	Cat.Nos	Euro-US type socket outlets - 15 A -127 V / 16 A - 250 V
10	5 721 04	<b>2P with shutters - 1 module</b> ○ White ● Magnesium
10	5 726 04	
10	5 721 16	<b>2P+E with shutters - 2 modules</b> ○ White ● Magnesium
10	5 726 16	
5	5 721 33	<b>2 x 2P+E with shutters - 3 modules</b> ○ White ● Magnesium
5	5 726 33	

Pack	Cat.Nos	American type socket outlets 15 A - 127 V
10	5 721 05	<b>2P - 1 module</b> ○ White ● Magnesium
10	5 726 05	
10	5 721 17	<b>2P+E - 2 modules</b> ○ White ● Magnesium
10	5 726 17	
5	5 721 34	<b>2 x 2P+E with shutters - 3 modules</b> ○ White ● Magnesium
5	5 726 34	

# Arteor™ international socket outlets (continued)



Support frame and plate selection charts p. 78-87

Mechanisms supplied with rocker plates, to be equipped with support frames (p. 77) and plates (p. 78-87)

Pack	Cat.Nos	
		<b>ELV socket outlets 3 A</b>
		<b>2P</b> 12 mm fixing centres for plug Cat.No 0 500 05 1 module
10	5 721 00	○ White
10	5 726 00	● Magnesium
20	0 500 05	<b>Plug</b> 2P - 3A for ELV socket outlet 12 mm fixing centres pins Ø3.6 mm
		<b>Italian type socket outlets</b>
		1 module
		<b>2P+E on line - 10 A</b>
10	5 721 01	○ White
10	5 726 01	● Magnesium
		<b>2P+E shuttered for child safety - 10/16 A</b>
10	5 721 03	○ White
10	5 726 03	● Magnesium
		<b>Swiss type socket outlets</b>
		<b>2P+E type 12 shuttered for child safety - 10/16 A</b> 1 module
10	5 721 02	○ White
		<b>2P+E type 13 shuttered for child safety - 10 A</b> 2 modules
10	5 718 20	○ White
		<b>Australian type socket outlets</b>
		2 modules
		<b>2P+E auto-switched shuttered for child safety - 10 A</b>
10	5 721 14	○ White
10	5 726 14	● Magnesium
		<b>2P+E shuttered for child safety - 10/15 A</b>
10	5 721 12	○ White
10	5 726 12	● Magnesium
		<b>Chinese type socket outlets</b>
		<b>2P+E shuttered for child safety - 10 A</b> 2 modules
10	5 721 13	○ White
10	5 726 13	● Magnesium
		<b>2P+E shuttered for child safety - 16 A</b> 2 modules
10	5 721 21	○ White
10	5 726 21	● Magnesium
		<b>2P+E Chinese + 2P Euro-US - 10 A</b> 3 modules
5	5 721 31	○ White
5	5 726 31	● Magnesium
		<b>Israeli type socket outlets</b>
		<b>2P+E shuttered for child safety</b>
10	5 721 24	○ White
10	5 726 24	● Magnesium
		<b>French standard socket outlets 10/16 A</b>
		2 modules
		<b>2P shuttered for child safety</b>
10	5 720 20	○ White
10	5 725 20	● Magnesium
		<b>2P+E shuttered for child safety</b>
10	5 720 21	○ White
10	5 725 21	● Magnesium
		<b>2P+E tamper-proof</b> Used to identify a mains circuit (e.g. inverter) and avoid connection of unnecessary equipment which may cause interference on the circuit
10	5 724 66	● Red dedicated
		<b>Tamperproof insert for Cat.No 5 724 66</b>
10	0 502 99	Tamperproof insert for socket Fits directly into the plug

# Arteor™

## South African socket outlets



5725 22
















5721 32



Support frames and plates selection chart (p. 92)

Mechanisms supplied with White, Magnesium, Red, Blue or Black square cover plates  
To be equipped with support frames and plates (p. 77)

Pack	Cat.Nos		South African type socket outlets
			<b>16 A</b>
11	White 572122	Magnesium 572622	Shuttered for child safety 2P+E 2 modules of 22.5 x 45 mm 
5	5721 32	5726 32	2P+E switched 3 modules of 22.5 x 45 mm 
			
1	Blue 741 20 Blue	Black 741 20B	2P+E 2 modules of 22.5 x 45 mm 
			
1	Red 5724 61		2P+E - dedicated 2 modules of 22.5 x 45 mm 
5	5724 65		2P+E switched - dedicated 3 modules of 22.5 x 45 mm 
			<b>Twin socket 16 A - pre-wired</b>
1	White 5720 22	Magnesium 5725 22	Supplied with support frame Use 2 x 3 modules plate (p. 92) 2 x 2P+E switched - 2 gang 






42° 51.97' 74° 45.76' 18  
42° 52.31' 74° 45.72' 18  
42° 52.29' 74° 45.49' 18  
40° 48.28' 73° 35.12' 18  
40° 47.90' 73° 38.29' 18  
40° 47.99' 73° 38.32' 18



Vertical text columns and icons (envelope, target) are also present in this panel.

**Arteor™ USB chargers**  
square version

**Arteor™ USB chargers**  
round version



Support frame and plate selection charts p. 88-95

Support frame and plate selection charts p. 88-95

Mechanisms supplied with rocker plates, to be equipped with support frames (p. 77) and plates (p. 78-87)  
Average charging time for devices equipped with lithium-ion polymer batteries:  
- 80 % charged < 2 h  
- 100 % charged < 4 h  
No specific constraint: no need to wait for the battery to be flat before charging it, or to have it fully charged before use

Mechanisms supplied with rocker plates, to be equipped with support frames (p. 77) and plates (p. 78-87)  
Average charging time for devices equipped with lithium-ion polymer batteries:  
- 80 % charged < 2 h  
- 100 % charged < 4 h  
No specific constraint: no need to wait for the battery to be flat before charging it, or to have it fully charged before use

Pack	Cat.Nos	USB power supplies
		For recharging portable devices Conform to IEC 62684-2011-01 Consumption in passive mode < 0.3 W 2P+E tap-off connection via 2.5 mm <sup>2</sup> screw terminals Supplied cordless
		<b>Double USB sockets - 5 V - 1500 mA</b> For fast-charging telephones, smartphones, MP3/MP4 players and tablet PC 2 modules
5 1	5 720 78 5 725 78	○ White ● Magnesium
		<b>Single USB sockets - 5 V - 750 mA</b> For Smartphone 1 module
10 10	5 720 71 5 725 71	○ White ● Magnesium

Pack	Cat.Nos	USB power supplies
		For recharging portable devices Conform to IEC 62684-2011-01 Consumption in passive mode < 0.3 W 2P+E tap-off connection via 2.5 mm <sup>2</sup> screw terminals Supplied cordless
		<b>Double USB sockets - 5 V - 1500 mA</b> For fast-charging telephones, smartphones, MP3/MP4 players and tablet PC 2 modules
1 1	5 724 88 5 733 98	○ White ● Magnesium

Pack	Cat.Nos	USB power supplies with retractable cord
		For recharging portable devices such as telephones and smartphones Single socket 5 V - 750 mA equipped with a retractable cord with micro USB connector Conform to IEC 62684-2011-01 Consumption in passive mode < 0.3 W 2P+E tap-off connection via 2.5 mm <sup>2</sup> screw terminals Cord length: 0.32 m 2 modules
1 1	5 720 73 5 725 73	○ White ● Magnesium

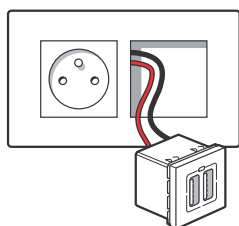
Pack	Cat.Nos	USB power supplies with retractable cord
		For recharging portable devices such as telephones and smartphones Single socket 5 V - 750 mA equipped with a retractable cord with micro USB connector Conform to IEC 62684-2011-01 Consumption in passive mode < 0.3 W 2P+E tap-off connection via 2.5 mm <sup>2</sup> screw terminals Cord length: 0.32 m 2 modules
1 1	5 724 83 5 733 93	○ White ● Magnesium

Pack	Cat.Nos	Support for portable device on charge
		Prevents device from any fall risk and allows secure use of device while charging Wall-mounting Fixing tools supplied For 1 portable device
1	0 803 99	

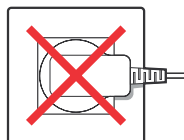
Pack	Cat.Nos	Support for portable device on charge
		Prevents device from any fall risk and allows secure use of device while charging Wall-mounting Fixing tools supplied For 1 portable device
1	0 803 99	

# Arteor™ USB chargers

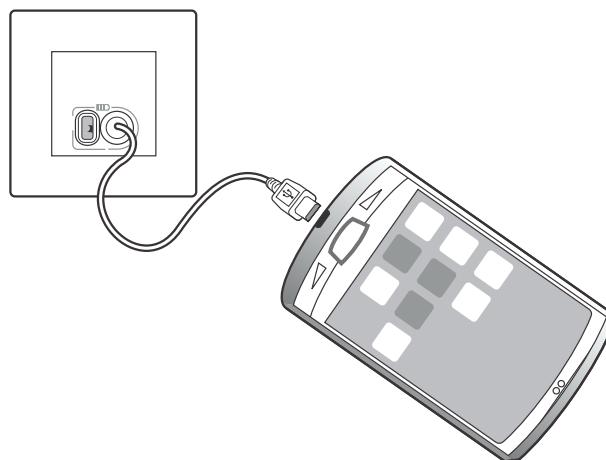
## ■ Installation



By simple tap-off on 2P+E socket  
 Wiring 1.5 or 2.5 mm<sup>2</sup>  
 Class II product which does not require earthing  
 Releases a 2P+E socket recess





The Micro USB version with retractable cord (new 2012 standard for terminals) releases 750 mA retractable power supply cord



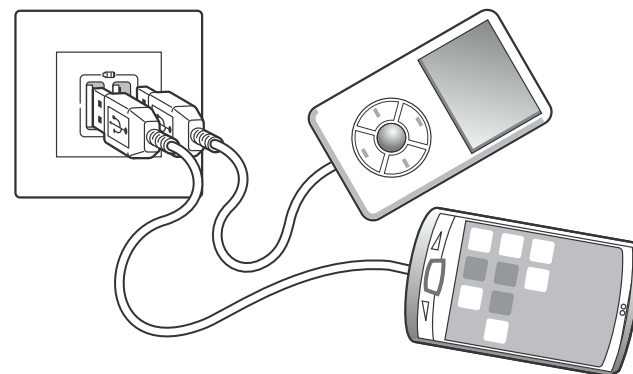
**Environment:**  
 Helps to reduce waste associated with the discarding of mobile chargers that have become unusable (50,000 tonnes/year) and thus the associated greenhouse gas emissions (13.5 million tonnes equivalent)  
 Reduces standby consumption by more than 50% in comparison with a mobile charger  
 Performance required by standard EN 62684: 0.5 W/Legrand performance: < 0.3 W

## ■ Universal power supplies

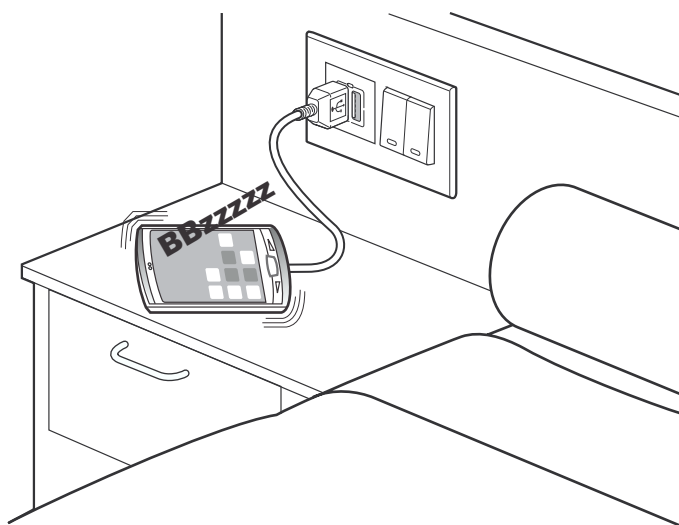
The flush-mounting charger is always available for use, providing freedom from the restrictions of a mobile charger and extending battery life for users on the move



1 500 mA version: can simultaneously charge two mobile terminals conforming to EN 62684 or PC tablet (fast charging)



750/1 500 mA version: ideal for everyday needs



# Arteor™ television and telephone sockets



Support frame and plate selection charts p. 88-95


Mechanisms supplied with rocker plates, to be equipped with support frames(p. 77) and plates (p. 78-87)

Pack	Cat.Nos	RJ 11 and RJ 12 sockets
		Equipped with modular Jack connector with 1/4 turn terminal for fast connection (possible looping)
		<b>RJ 11 - 1 module</b> 4 contacts
10	5 723 00	○ White
10	5 728 00	● Magnesium
		<b>RJ 11 - 2 modules</b> 4 contacts
10	5 723 13	○ White
10	5 728 13	● Magnesium
		<b>RJ 12 - 2 modules</b> 6 contacts
10	5 723 12	○ White
10	5 728 12	● Magnesium

Pack	Cat.Nos	Telephone sockets
		With IDC connection Conform to British Telecom
		<b>Single master - 2 modules</b>
10	5 723 10	○ White
10	5 728 10	● Magnesium
		<b>Single secondary - 1 module</b>
5	5 723 01	○ White
5	5 728 01	● Magnesium

Pack	Cat.Nos	Television sockets
		For aerial and satellite installation (with individual demodulator) DTT and HDTV compatible TV: male connector (Ø9.5 mm), attenuation ≤ 1.5 dB R: female connector (Ø9.5 mm), attenuation ≤ 1.5 dB SAT: "F" type connector, attenuation ≤ 2 dB Recommended coaxial cable: 17/19 VATC
		<b>TV sockets single shielded "F" type with screws</b> 0-2400 MHz 1 module
10	5 721 63	○ White
10	5 726 63	● Magnesium
		<b>TV sockets single shielded male Ø9.5 mm</b> 0-2400 MHz 1 module
10	5 721 71	○ White
10	5 726 71	● Magnesium
		<b>TV-R sockets shielded female-male Ø9.5 mm</b> 2 modules
10	5 721 70	○ White
10	5 726 70	● Magnesium
		<b>TV-R-SAT sockets shielded</b> 0-2400 MHz 1 module
10	5 721 72	○ White
10	5 726 72	● Magnesium

# Arteor™ RJ 45 sockets



Support frame and plate selection charts p. 88-95

With LCS<sup>2</sup> connector with fast connection thanks to integrated crimping  
 Take AWG 22 single-core cables up to AWG 26 and AWG multicore cables  
 Contacts marked with dual colour code and wiring schemes T568 A and T 568 B  
 Conform to standards ISO/IEC 11801 Ed. 2.0, amendment 2, EN 50173-1 and TIA/EIA 568 C  
 Mechanisms supplied with rocker plates, to be equipped with support frames (p. 77) and plates (p. 78-87)

## Pack Cat.Nos Cat. 6A sockets

Pack	Cat.Nos	Cat. 6A sockets
	<b>NEW</b>	360° metal shielding
10	5 723 06	<b>STP - 1 module</b>
10	5 728 06	○ White ● Magnesium
10	5 723 51	○ White with orange shutter
10	5 728 51	● Magnesium with orange shutter
10	5 723 52	○ White with green shutter
10	5 728 52	● Magnesium with green shutter
		<b>STP with controlled access - 2 modules</b>
		Supplied with 2 keys for 5 sockets
5	5 723 50	○ White with red shutter
5	5 728 50	● Magnesium with red shutter
		<b>UTP - 1 module</b>
10	5 723 49	○ White
10	5 728 49	● Magnesium
10	5 723 59	○ White with green shutter
10	5 728 59	● Magnesium with green shutter
10	5 723 58	○ White with orange shutter
10	5 728 58	● Magnesium with orange shutter
		<b>UTP with controlled access - 2 modules</b>
		Supplied with 2 keys for 5 sockets
5	5 723 57	○ White with red shutter
5	5 728 57	● Magnesium with red shutter

## Pack Cat.Nos Cat. 6 sockets (continued)

Pack	Cat.Nos	Cat. 6 sockets (continued)
	<b>NEW</b>	<b>UTP with controlled access - 2 modules</b>
		Supplied with 2 keys for 5 sockets
5	5 723 53	○ White with red shutter
5	5 728 53	● Magnesium with red shutter
		<b>UTP with retractable cord - 4 modules</b>
		Cord (0.9 m) winds up automatically with a pushbutton
1	5 723 39	○ White
1	5 728 39	● Magnesium
		<b>FTP - 1 module</b>
10	5 723 22	○ White
10	5 728 22	● Magnesium
		<b>FTP - 2 modules</b>
10	5 723 16	○ White
10	5 728 16	● Magnesium
		<b>STP shielded - 1 module</b>
10	5 723 23	○ White
10	5 728 23	● Magnesium
		<b>STP shielded - 2 modules</b>
10	5 723 17	○ White
10	5 728 17	● Magnesium

## Pack Cat.Nos Cat. 6 sockets

Pack	Cat.Nos	Cat. 6 sockets
	<b>NEW</b>	<b>UTP - 1 module</b>
10	5 723 02	○ White
10	5 728 02	● Magnesium
10	5 723 54	○ White with orange shutter
10	5 728 54	● Magnesium with orange shutter
10	5 723 55	○ White with green shutter
10	5 728 55	● Magnesium with green shutter
		<b>UTP - 2 modules</b>
10	5 723 14	○ White - square version
10	5 728 14	● Magnesium - square version
10	5 723 24	○ White - round version
10	5 728 24	● Magnesium - round version

## Pack Cat.Nos Cat. 5e sockets

Pack	Cat.Nos	Cat. 5e sockets
	<b>NEW</b>	<b>UTP - 1 module</b>
10	5 723 03	○ White
10	5 728 03	● Magnesium
		<b>UTP - 2 modules</b>
10	5 723 15	○ White
10	5 728 15	● Magnesium
		<b>FTP - 1 module</b>
10	5 723 04	○ White
10	5 728 04	● Magnesium

# Arteor™ rear pluggable data sockets, wiring splitter and Ethernet switches



5 723 31



5 728 32



5 723 36



5 728 35



5 720 83



Support frame and plate selection charts p. 88-95

Mechanisms supplied with rocker plates, to be equipped with support frames (p. 79) and plates (p. 78-87)

Pack	Cat.Nos	Rear pluggable RJ 45 sockets
		<p>Certified as conforming to standards ISO 11801 ed. 2.0, EN 50173-1 and EIA/TIA 568</p> <p>Contacts marked with 568 A and B dual colour code and numbers</p> <p>Connectors with self-stripping terminals</p> <p>Possibility of re-wiring in the event of error</p> <p>Multidirectional cable entry</p> <p>For use with area distribution boxes, connection to boxes via RJ45-RJ45 dedicated cords</p> <p>Used to create Cat. 6 and Cat. 5e links in accordance with standards</p> <p>2 modules</p>
10	5 723 31	<ul style="list-style-type: none"> <li>○ White</li> <li>● Magnesium</li> </ul>
10	5 728 31	
10	5 723 33	<ul style="list-style-type: none"> <li>○ White</li> <li>● Magnesium</li> </ul>
10	5 728 33	
10	5 723 30	<ul style="list-style-type: none"> <li>○ White</li> <li>● Magnesium</li> </ul>
10	5 728 30	
10	5 723 32	<ul style="list-style-type: none"> <li>○ White</li> <li>● Magnesium</li> </ul>
10	5 728 32	

Pack	Cat.Nos	Ethernet 10/100 base T switches
		<p>Possible to extend an existing network by simply replacing an RJ 45 socket</p> <p>Voltage power indicator on the front panel</p> <p>Secure access to the Reset function</p> <p>Conforming to standards IEEE 802.3 (Ethernet) and EN 500 81/82-2 (EMC requirements)</p> <p>Require the use of Ethernet 10/100 base T network cards on the peripherals for 10/100 Mbps data exchanges</p> <p>Equipped with 6 front ports + 1 RJ 45 connector on the side for wiring and carrying out testing of the link</p> <p>No tool required for connection</p> <p>Port status display integrated in the RJ 45 connectors</p> <p>Support of the total forwarding capacity on all ports</p> <p>Integrated marker-holder for identification of the switch</p> <p>Marking of ports from 1 to 6</p> <p>6 modules</p>
1	5 720 83	<p><b>230 V supply - non manageable</b></p> <ul style="list-style-type: none"> <li>○ White</li> <li>● Magnesium</li> </ul>
1	5 728 83	
1	5 720 84	<p><b>PoE supply (802-3 af) - non manageable</b></p> <ul style="list-style-type: none"> <li>○ White</li> <li>● Magnesium</li> </ul>
1	5 728 84	
1	5 720 85	<p><b>230 V supply - manageable</b></p> <ul style="list-style-type: none"> <li>○ White</li> <li>● Magnesium</li> </ul>
1	5 728 85	

Pack	Cat.Nos	Telephone/Ethernet wiring splitter
		<p>Provide increased security against theft and damage to double connectors</p> <p>Provide a rate of 10/100 Mbps</p> <p>Multidirectional cable entry</p> <p>Can be installed in all supports depth min. 35 mm</p> <p>Telephone and Ethernet applications marked on the protective cap</p> <p>1 module</p>
10	5 723 36	<p><b>FTP - double connector</b></p> <p>9 contacts</p> <ul style="list-style-type: none"> <li>○ White</li> <li>● Magnesium</li> </ul>
10	5 728 36	
10	5 723 35	<p><b>UTP - double connector</b></p> <p>8 contacts</p> <ul style="list-style-type: none"> <li>○ White</li> <li>● Magnesium</li> </ul>
10	5 728 35	

## Arteor™ Wi-Fi access points



5 723 76



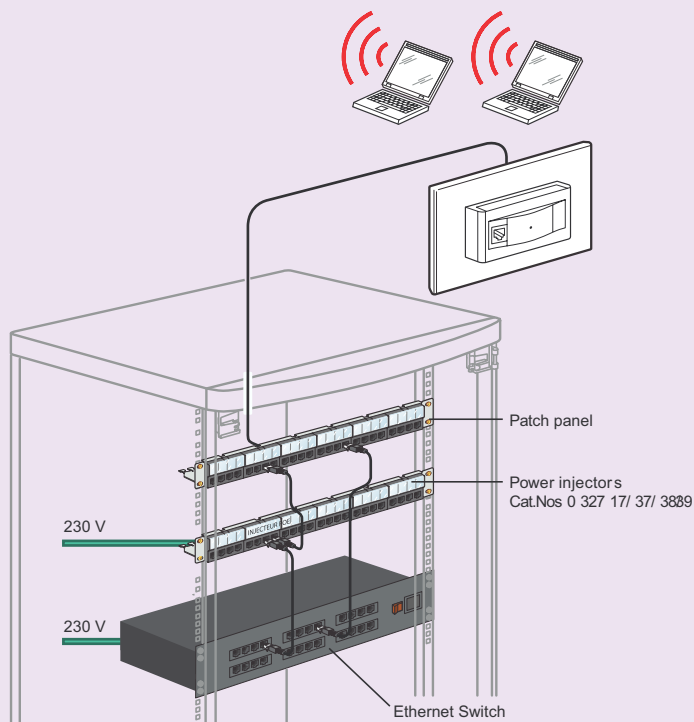
Support frame and plate selection charts p. 88-95

Mechanisms supplied with rocker plates, to be equipped with support frames (p. 89) and plates (p. 78-87)

Pack	Cat.Nos	Wi-Fi access points
		<p>Dual-band and dual-radio. Conform with standards 802.11a and 802.11b/g Gross speed: 54 Mbps max. on each frequency (802.11a and 802.11g) simultaneously Can be installed in addition to a new or existing LCS/LCS<sup>2</sup> structured wiring system to meet mobile working requirements Can be integrated into all compatible supports with minimum 40 mm depth Tool-free network connection via RJ 45 connector PoE power supply (Power over Ethernet - standard 802.3 af) The installation must include at least: - Wi-Fi access point - a PoE injector conforming with 802.3 af (LCS<sup>2</sup> unit format) to be installed in the patch panel The management function allows the network administrator to manage Wi-Fi access points remotely via a web interface Security via WPA2 encryption (802.11i) and 802.1x authentication Guest access: allows visitors free access to the Internet (access independent of the main Wi-Fi network). 4 modules Can be managed by Wi-Fi controller Cat.No 0 335 25</p> <p><b>With RJ 45 socket on the front panel</b></p> <p>1 5 723 76 ○ White 1 5 728 76 ● Magnesium</p> <p><b>Without RJ 45 socket</b></p> <p>1 5 723 77 ○ White 1 5 728 77 ● Magnesium</p> <p><b>Without RJ 45 socket - Standard 802.11 b/g only</b></p> <p>1 5 723 78 ○ White 1 5 728 78 ● Magnesium</p>

## Arteor™ Wi-Fi access points

### n Installation principle



### n Wi-Fi access points

#### A 802.11 a and b/g solution

Radio communication standard	802.11 b/g	802.11 a
Power over Ethernet standard	802.3 af	
Frequency band	between 2.40 and 2.48 GHz	5 GHz
Number of available channels	13	8
Max. data rate	54 Mbps	54 Mbps

### n Advantages of a Legrand Wi-Fi access point

- Possibility of simultaneous operation on 2 frequencies, a and b/g
- Provides a max. data rate of up to 2 x 54 Mbps in simultaneous mode
- Very high security level: encryption (WPA2 - 802.11i) and authentication (802.1x)
- Possibility of roaming (moving from one access point to another without breaking the link)
- Quality of service (priority automatically given to voice, then video and finally data) in accordance with standard 802.11e
- Easy to configure and make secure with the quick configuration node

**NEW:** Guest access to offer a free access for the guest and keep independent and secure the main Wi-Fi network

### n Installation

In all supports that can take an Arteor mechanism (ducting, columns, flush-mounting boxes, floor boxes, etc)

Do not place access points behind an obstacle that would limit the radiation of the antenna

Access points are connected in the same way as RJ 45 sockets

### n Sizing

- Provide 1 access point for 1 localised requirement
- Provide 1 access point per 100 m<sup>2</sup> for global coverage and a maximum gross speed
- Provide 1 access point with an RJ 45 socket for an office used by visitors

### n Legrand services

To guide you in setting up your VDI sites:

- Help with sizing the installation
- On site assistance for integrating products and making important installations secure

# Arteor™ adaptors for data sockets and USB data sockets



5 723 37



5 728 38



5 727 75



5 732 74



Support frame and plate selection charts p. 88-95

Mechanisms supplied with rocker plates, to be equipped with support frames (p. 77) and plates (p. 78-87)

Pack	Cat.Nos	Adaptors for Ortronics data sockets
10	5 723 05	Equipped with transparent label-holder <b>Single Clarity TRACKJACK connector - 1 module</b> Straight plug ○ White ● Magnesium
10	5 728 05	
10	5 723 34	<b>Single Clarity TRACKJACK connector - 2 modules</b> Inclined plug ○ White ● Magnesium
10	5 728 34	
10	5 723 18	<b>Single Clarity Rear load connector - 1 module</b> Straight plug ○ White ● Magnesium
10	5 728 18	

Pack	Cat.Nos	Adaptors for Keystone data sockets
10	5 723 37	Equipped with transparent label-holder <b>Single connector - 2 modules</b> ○ White ● Magnesium
10	5 728 37	

Pack	Cat.Nos	Adaptors for Systimax data sockets
10	5 723 38	Equipped with transparent label-holder <b>Single connector - 2 modules</b> ○ White ● Magnesium
10	5 728 38	

Pack	Cat.Nos	USB female data sockets
		Used to bring connections closer to the user For connecting USB devices (scanner-printer, external hard disk) Recommended cable: USB A <b>Connection via screw terminals - 1 module</b> Cross-section 1 mm <sup>2</sup> ○ White - square version ● Magnesium - square version
1	5 722 75	<b>Connection via screw terminals - 2 modules</b> Cross-section 1 mm <sup>2</sup> ○ White - round version ● Magnesium - round version
1	5 727 75	
1	5 732 74	<b>Preconnected - 1 module</b> Equipped with a 15 cm cord ○ White - square version ● Magnesium - square version
1	5 737 74	
1	5 720 94	<b>Preconnected - 2 modules</b> Equipped with a 15 cm cord ○ White - round version ● Magnesium - round version
1	5 725 94	
1	5 724 74	<b>Preconnected - 2 modules</b> Equipped with a 15 cm cord ○ White - round version ● Magnesium - round version
1	5 733 74	



## Arteor™ attenuator and loudspeaker sockets




5 722 84







5 722 83



5 722 70

Pack	Cat.Nos	Attenuators
1	5 722 84	100 V - 25 W Allow to adjust power to 25 W from a balanced 100 V loudspeaker line 2 modules  ○ White ● Magnesium
1	5 727 84	

Pack	Cat.Nos	3-pole XLR sockets
1	5 722 83	For the stereo connection of any peripheral, microphone, mixing console Recommended microphone cable: 1 x 0.22 mm <sup>2</sup> shielded audio pair Recommended speaker cable: 1 x 1.5 mm <sup>2</sup> audio pair (will take 2.5 mm <sup>2</sup> ) Max. cable length: 50 m (beyond this an audio amplifier is recommended) 2 modules <b>XLR female</b>  ○ White ● Magnesium
1	5 727 83	
1	5 722 77	<b>XLR male</b>  ○ White ● Magnesium
1	5 727 77	

Pack	Cat.Nos	Loudspeaker sockets
10	5 722 70	4 mm <sup>2</sup> terminals <b>1 module</b>  ○ White ● Magnesium
10	5 727 70	
10	5 722 80	<b>2 module</b>  ○ White ● Magnesium
10	5 727 80	

## Arteor™ cords and cables



0 517 20



0 517 22



0 779 30

Pack	Cat.Nos	Cords
1	0 517 20	For connecting a socket to a terminal <b>HDMI cord</b> Length 10 m For connecting an HDMI socket to an audio/video terminal (plasma screen, DVD player, home cinema, games console, etc.) For use over a distance of more than 10 m, use the HDMI booster Cat.No 0 779 30
1	0 517 22	<b>HD15 cord + 3.5 mm jack</b> Length 2 m For connecting an HD15 video socket and a 3.5 mm audio jack to a terminal (PC, video projector)
1	0 779 30	<b>HDMI booster</b> Used to extend an HDMI connection Consists of 2 female connectors and used as an addition to the HDMI cord (for example cord Cat.No 0 517 20) Does not need an external power supply
1	0 327 80	<b>Cables</b> For connecting 2 sockets a long distance apart <b>HDMI cables</b> Length 20 m For connecting HDMI sockets over distances of up to 10 m
1	0 327 81	<b>VGA cables</b> Length 20 m For full pin connection of HD15 sockets over distances of up to 20 m

# Arteor™ audio and video sockets

## square version



Support frame and plate selection charts p. 88-95

Mechanisms supplied with rocker plates, to be equipped with support frames (p. 77) and plates (p. 78-87)

Pack	Cat.Nos	Female HD 15 sockets	HDMI sockets		
1 1	5 722 79 5 727 79	For transmitting analogue video streams between a source (computer) and a compatible receiver (plasma screen, LCD screen, video projector, etc) VGA, XGA or UXGA definition depending on the computer's graphics card <b>Solder connection - 1 module</b> ○ White ● Magnesium	1 1	5 722 81 5 727 81	Used to transmit High-definition digital audio/video streams between a source (HD-DVD drive, computer, etc) and a compatible receiver (plasma, LCD, etc) Can be used with HDMI cords and cables <b>Connection on screw terminals - 2 modules</b> ○ White ● Magnesium
1 1	5 722 82 5 727 82	<b>Connection on screw terminals - 2 modules</b> ○ White ● Magnesium	<b>NEW</b> 1 1	5 720 96 5 725 96	<b>Preconnected - 1 module</b> Equipped with a 15 cm cord ○ White ● Magnesium
1 1	5 720 97 5 725 97	<b>NEW</b> <b>Preconnected - 1 module</b> Equipped with a 15 cm cord ○ White ● Magnesium			<b>Display port sockets</b> For transmitting high-definition digital audio/video streams between a source (HD-DVD drive, computer, etc) and a compatible receiver (plasma screen, LCD screen, etc)
1 1	5 722 88 5 727 88	<b>NEW</b> <b>Female HD 15 sockets + jack 3.5 mm</b> Can be used to create full pin (15-pin) VGA links for a PC monitor, plasma screen etc, and audio links from a portable source <b>Connection on screw terminals - 2 modules</b> ○ White ● Magnesium	1 1	5 720 90 5 725 90	<b>NEW</b> <b>Preconnected - 1 module</b> Equipped with a 15 cm cord ○ White ● Magnesium
1 1	5 722 78 5 727 78	<b>Female Jack 3.5 mm sockets</b> For establishing audio links from a portable source <b>Solder connection - 1 module</b> ○ White ● Magnesium			<b>Videoprojector switch</b> Universal remote switch allowing to turn ON or place in STANDBY mode a video projector Works with all videoprojectors through IR learning process Installed close to the room's lighting switches, this product replaces the constructor remote and fosters the ignition and extinction of the video projector therefore reducing energy consumption and extending the bulb's lifetime To be installed and connected near a push-button 2 modules ○ White
1 1	5 722 74 5 727 74	<b>Connection on screw terminals - 1 module</b> ○ White ● Magnesium	1	5 724 89	
1 1	5 720 91 5 725 91	<b>NEW</b> <b>Preconnected - 1 module</b> Equipped with a 15 cm cord ○ White ● Magnesium			

## Arteor™ audio and video sockets square version (continued)



Support frame and plate selection charts p. 88-95  
Technical characteristics see opposite

Mechanisms supplied with rocker plates, to be equipped with support frames (p. 77) and plates (p. 78-87)

Pack	Cat.Nos	2 x female RCA sockets
1	5 722 72	Provide the link for any peripheral device such as a DVD player, camera, video recorder, etc. For stereo audio link
1	5 727 72	<b>Connection on screw terminals - 1 module</b> ○ White ● Magnesium
	<b>NEW</b>	<b>Preconnected - 1 module</b> Equipped with a 15 cm cord
1	5 720 92	○ White
1	5 725 92	● Magnesium

Pack	Cat.Nos	3 x female RCA sockets
1	5 722 73	Provide the link for any peripheral device such as a DVD player, camera, video recorder, etc. For composite video and stereo audio link
1	5 727 73	<b>Connection on screw terminals - 1 module</b> ○ White ● Magnesium
	<b>NEW</b>	<b>Preconnected - 1 module</b> Equipped with a 15 cm cord
1	5 720 93	○ White
1	5 725 93	● Magnesium

Pack	Cat.Nos	YUV sockets
1	5 722 71	Provides the high definition analogue video link for a DVD, PC monitor, plasma screen, etc
1	5 727 71	<b>Connection on screw terminals - 1 module</b> ○ White ● Magnesium

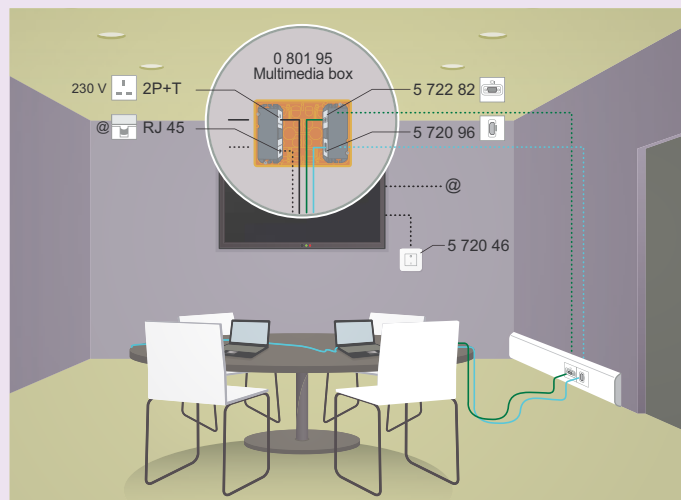
Pack	Cat.Nos	S-video sockets (4-pin mini-DIN)
1	5 744 01	Provides the YC video link for any peripheral device such as a DVD drive, camera, video recorder, videoconferencing, etc
1	5 744 51	<b>Connection on screw terminals - 1 module</b> ○ White ● Magnesium

Pack	Cat.Nos	Female BNC 75 sockets
1	5 722 76	Provides the high definition analogue video link for a camera, plasma screen, etc
1	5 727 76	<b>Connection on screw terminals - 1 module</b> ○ White ● Magnesium

## Arteor™ audio and video sockets

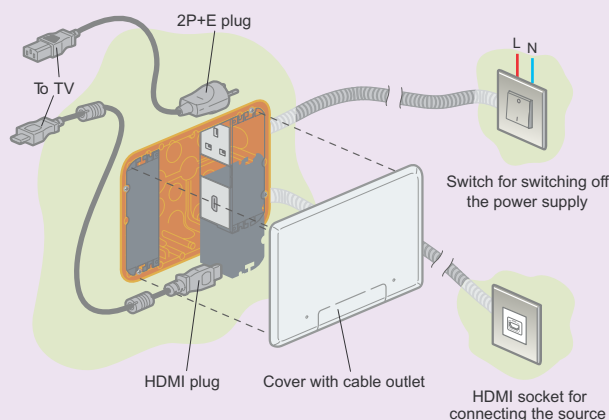
### Projection onto flat screen with Batibox multimedia box

Multi-material box for fixing or mounting on hollow partitions  
Enables the screen to be flush-mounted with no cords showing  
Eg: with analogue and digital audio and video distribution via VGA and HDMI cords



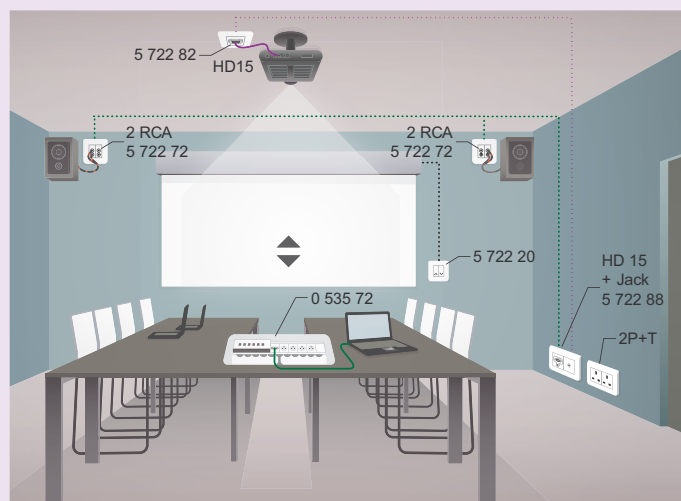
### Batibox multimedia box for link between source and screen

Eg: with box Cat.No 0 801 93



### Projection via video projector onto mobile screen

Eg: with cabled analogue audio and video distribution



# Arteor™ audio and video sockets

round version



5 722 89



5 724 78



5 745 01



Support frame and plate selection charts p. 88-95

Mechanisms supplied with rocker plates, to be equipped with support frames (p. 77) and plates (p. 78-87)

Pack	Cat.Nos	<b>Female HD 15 sockets + jack 3.5 mm</b>
1	5 722 89	<p>Can be used to create full pin (15-pin) VGA links for a PC monitor, plasma screen etc, and audio links from a portable source</p> <p><b>Connection on screw terminals - 2 module</b></p> <p> ○ White ● Magnesium</p> <p><b>Preconnected - 2 modules</b> Equipped with a 15 cm cord</p> <p> ○ White ● Magnesium</p>
1	5 727 89	
1	5 724 78	<p><b>HDMI sockets</b></p> <p>Used to transmit High-definition digital audio/video streams between a source (HD-DVD drive, computer, etc) and a compatible receiver (plasma, LCD, etc) Can be used with HDMI cords and cables</p> <p><b>Connection on screw terminals - 2 modules</b></p> <p> ○ White ● Magnesium</p> <p><b>Preconnected - 2 modules</b> Equipped with a 15 cm cord</p> <p> ○ White ● Magnesium</p>
1	5 733 78	

Pack	Cat.Nos	<b>2 x female RCA sockets</b>
1	5 732 72	<p>Provide the link for any peripheral device such as a DVD player, camera, video recorder, etc. For stereo audio link</p> <p><b>Connection on screw terminals - 2 modules</b></p> <p> ○ White ● Magnesium</p> <p><b>Preconnected - 2 modules</b> Equipped with a 15 cm cord</p> <p> ○ White ● Magnesium</p>
1	5 737 72	
1	5 724 73	<p><b>3 x female RCA sockets</b></p> <p>Provide the link for any peripheral device such as a DVD player, camera, video recorder, etc. For composite video and stereo audio link</p> <p><b>Connection on screw terminals - 2 modules</b></p> <p> ○ White ● Magnesium</p> <p><b>Preconnected - 2 modules</b> Equipped with a 15 cm cord</p> <p> ○ White ● Magnesium</p>
1	5 735 92	

Pack	Cat.Nos	<b>Display port sockets</b>
1	5 722 85	<p>Used to transmit High-definition digital audio/video streams between a source (HD-DVD drive, computer, etc) and a compatible receiver (plasma, LCD, etc) Can be used with HDMI cords and cables</p> <p><b>Connection on screw terminals - 2 modules</b></p> <p> ○ White ● Magnesium</p> <p><b>Preconnected - 2 modules</b> Equipped with a 15 cm cord</p> <p> ○ White ● Magnesium</p>
1	5 727 85	
1	5 724 76	<p><b>S-video sockets (4-pin mini-DIN)</b></p> <p>Provides the YC video link for any peripheral device such as a DVD drive, camera, video recorder, videoconferencing, etc</p> <p><b>Connection on screw terminals - 2 modules</b></p> <p> ○ White ● Magnesium</p>
1	5 735 96	

Pack	Cat.Nos	<b>2 x female RCA sockets</b>
1	5 732 73	<p>Provide the link for any peripheral device such as a DVD drive, camera, video recorder, videoconferencing, etc</p> <p><b>Connection on screw terminals - 2 modules</b></p> <p> ○ White ● Magnesium</p>
1	5 737 73	
1	5 745 01	<p><b>Display port sockets</b></p> <p>For transmitting high-definition digital audio/video streams between a source (HD-DVD drive, computer, etc) and a compatible receiver (plasma screen, LCD screen, etc)</p> <p><b>Preconnected - 2 modules</b> Equipped with a 15 cm cord</p> <p> ○ White ● Magnesium</p>
1	5 735 93	

## Arteor™ ancillary mechanisms



5 728 41

5 731 86

5 723 21

## Arteor™ blanking cover plates



5 751 31

5 754 10



Support frame and plate selection charts p. 88-95

Mechanisms supplied with rocker plates, to be equipped with support frames (p.77) and plates (p. 78-87)

Pack	Cat.Nos	Blank modules
10	5 723 41	<b>1 module</b> ○ White - square version ● Magnesium - square version
10	5 728 41	
10	5 723 42	<b>2 modules</b> ○ White - square version ● Magnesium - square version
10	5 728 42	
10	5 730 86	○ White - round version ● Magnesium - round version
10	5 731 86	
5	5 723 43	<b>3 modules</b> ○ White - square version ● Magnesium - square version
5	5 728 43	
5	5 730 96	○ White - round version ● Magnesium - round version
5	5 731 96	

10	5 723 20	<b>Cable outlets</b> <b>20 A cable outlet for junction - 2 modules</b> ○ White
5	5 723 21	<b>45 A cable outlet - BS 1 gang</b> Supplied with cover plate For flush mounting back box to be min. 45 mm deep ○ White

10	5 723 07	<b>Cord outlets</b> <b>1 module with Ø8 mm entry</b> ○ White
10	5 723 19	<b>2 modules</b> ○ White



Support frame and plate selection charts p. 88-95

To be equipped with support frames and plates

Pack	Cat.Nos	British standard blanking cover plates
5	5 751 30	<b>For 1 gang box</b> ○ White ● Pearl Alu ● Graphite
5	5 751 31	
5	5 751 32	
5	5 751 40	<b>For 2 gang box</b> ○ White ● Pearl Alu ● Graphite
5	5 751 41	
5	5 751 42	

Pack	Cat.Nos	Italian/US standard blanking cover plates
10	5 754 10	<b>For 2" x 4" boxes</b> ○ White ● Pearl Alu ● Graphite
10	5 754 11	
10	5 754 12	

5	5 753 60	<b>US standard blanking cover plates</b> <b>For 4" x 4" boxes</b> ○ White ● Pearl Alu ● Graphite
5	5 753 61	
5	5 753 62	

## Arteor™ mounting supports and special plates



5 760 16


Support frame and plate selection charts p. 88-95

Pack	Cat.Nos	Panel mounting supports
10	5 760 15	For 1 to 3 mm thick panels For 1 module Clips into a 28 x 53.5 mm aperture
10	5 760 16	For 2 modules Clips into a 58 x 53.5 mm aperture

10	5 760 13	<b>Modular support</b> For mounting 2-module mechanisms on symmetrical rail
----	----------	--

Pack	Cat.Nos	Dedicated plates for trunking
10	5 754 50	1-gang plate 2 modules (supplied with support frame)
5	5 754 60	2-gang plate 2 x 2 modules (supplied with support frame)
10	5 754 70	White plate for 1-gang 13 A switched socket
5	5 754 80	White plate for 2-gang 13 A switched socket
5	5 751 90	<b>IP 44 plate</b> For British and German standards For mounting in 1-gang box Support frame supplied

## Arteor™ mounting boxes



5 723 90



5 751 90




5 723 92

Support frame and plate selection charts p. 88-95



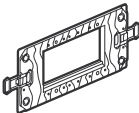
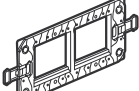
Pack	Cat.Nos	Flush-mounting boxes
1	<b>6 890 36</b>	<b>NEW</b> For British standard 6 and 8-module plates and frames For 6 modules 211.4 x 75.7 x 50.8 mm
1	<b>6 890 38</b>	For 8 modules 231 x 75.7 x 50.8 mm
1	<b>6 890 28</b>	For 2 x 6 modules 212 x 143 x 42 mm
1	0 818 56	For 3 x 6 modules 212 x 212 x 42 mm

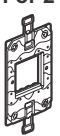

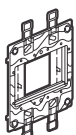
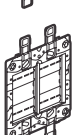
Pack	Cat.Nos	Surface-mounting boxes
10	5 723 90	For British, German and French standard For 2 modules - 1 gang 38 mm depth
5	5 723 92	For 4 modules 2 x 2 modules - 2 gang 40 mm depth (suitable for shaver sockets)
2	5 723 96	For 2 x 6 modules 38 mm depth


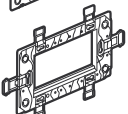
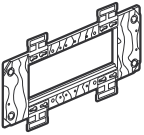
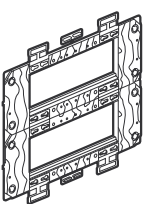

# Arteor™ support frames

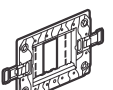


Support frame and plate selection charts p. 88-95

Pack	Cat.Nos	Support frames for BS type boxes 60.3 mm fixing centres
10	5 760 03	Screw mounting (screws supplied) <b>For 1 gang box</b> Square - for 1 or 2 modules 
5	5 760 01	Square - for 3 modules 
10	5 760 02	<b>For 2 gang box</b> Rectangular - for 3 modules 
10	5 760 00	Rectangular - for 2 x 2 modules 

10	5 760 30	<b>Support frames for US type boxes 83.5 mm fixing centres</b> Screw mounting <b>For 2" x 4" boxes</b> For 2 modules (electronic functions except 2-module mechanisms to be mounted on 3-module support frame) 
10	5 760 40	For 1 to 3 modules 
5	5 760 31	<b>For 4" x 4" boxes</b> For 2, 3 and 4 modules 
5	5 760 32	For 2 x 3 modules 

Pack	Cat.Nos	Support frames for German and French type boxes
10	5 760 21	Screw mounting For 1 or 2 modules 
5	5 760 11	For 4 modules 
5	5 760 12	For 6 modules Horizontal mounting 
2	5 760 22	For 2 x 6 modules Horizontal mounting 
5	5 760 20	<b>Claw mounting</b> For 1 or 2 modules 

10	5 760 40	<b>Support frame for Italian type boxes 83.5 mm fixing centres</b> Screw mounting For 1 to 3 modules 
----	----------	---

**Arteor™**  
plates - square version

**Arteor™**  
plates - round version



5767 20



5752 50



5752 70



5756 50



5756 70

Support frames and plates selection chart (p. 88-95)

Support frames and plates selection chart (p. 88-95)

Pack	Cat.Nos	Neutral	South African and US standards	Dimensions in mm
10	White 5767 20		1 module	92 x 127
10	5752 50		2 modules	92 x 127
10	5752 70		3 modules vertical mounting	92 x 127
5	5752 60		2 modules	127 x 127
5	5752 80		3 modules	127 x 127
5	5752 90		4 modules	127 x 127
5	5753 00		2 x 3 modules vertical mounting	127 x 127

2 to 6 Module Cover Plates

Pack	Cat.Nos	Neutral	South African and US standards	Dimensions in mm
10	White 5756 30		2 modules	92 x 127
10	5756 50		3 modules vertical mounting	92 x 127
5	5756 40		2 modules	127 x 127
5	5756 60		3 modules	127 x 127
5	5756 70		2 x 3 modules vertical mounting	127 x 127

2 to 6 Module Cover Plates



**Arteor™**  
plates - square version



5752 71



5752 92

Support frames and plates selection chart (p. 88-95)

**Arteor™**  
plates - round version



5756 51



5756 72

Support frames and plates selection chart (p. 88-95)

Pack	Cat.Nos		Neutral	South African and US standards	Dimensions in mm
10	5767 21	5767 22		1 module	92 x 127
10	5752 51	5752 52		2 modules	92 x 127
10	5752 71	5752 72		3 modules vertical mounting	92 x 127
5	5752 61	5752 62		2 modules	127 x 127
5	5752 81	5752 82		3 modules	127 x 127
10	5752 91	5752 92		4 modules	127 x 127
10	5753 01	5753 02		2 x 3 modules vertical mounting	127 x 127

2 to 6 Module Cover Plates

Pack	Cat.Nos		Neutral	South African and US standards	Dimensions in mm
10	5756 31	5756 32		2 modules	92 x 127
10	5756 51	5756 52		3 modules vertical mounting	92 x 127
5	5756 41	5756 42		2 modules	127 x 127
5	5756 61	5756 62		3 modules	127 x 127
5	5756 71	5756 72		2 x 3 modules vertical mounting	127 x 127

2 to 6 Module Cover Plates

## Arteor™ plates - square version



5764 38

5764 58

Support frames and plates selection chart (p. 88-95)

Pack	Cat.Nos	Tattoo	Dimensions in mm
	Edition 1	South African and US standards	
1	5767 38	1 module	92 x 127
5	5764 38	2 modules	92 x 127
5	5764 58	3 modules vertical mounting	92 x 127
1	5766 28	2 modules	127 x 127
5	5766 48	3 modules	127 x 127
1	5766 58	4 modules	127 x 127
1	5766 78	2 x 3 modules vertical mounting	127 x 127

2 to 6 Module Cover Plates

## Arteor™ plates - round version



5764 28

5764 48

Support frames and plates selection chart (p. 88-95)


Pack	Cat.Nos	Tattoo	Dimensions in mm
	Edition 1	South African and US standards	
5	5764 28	2 modules	92 x 127
5	5764 48	3 modules vertical mounting	92 x 127
1	5766 18	2 modules	127 x 127
1	5766 38	3 modules	127 x 127
1	5766 68	2 x 3 modules vertical mounting	127 x 127

2 to 6 Module Cover Plates

## Arteor™ plates - square version



## Arteor™ plates - round version



Support frames and plates selection chart (p. 88-95)

Support frames and plates selection chart (p. 88-95)

Pack	Cat.Nos		Graphic	South African and US standards	Dimensions in mm
	Casual	Formal			
1	5767 31	5767 32		1 module	92 x 127
1	5764 31	5764 32		2 modules	92 x 127
1	5764 51	5764 52		3 modules vertical mounting	92 x 127
1	5766 21	5766 22		2 modules	127 x 127
1	5766 41	5766 42		3 modules	127 x 127
1	5766 51	5766 52		4 modules	127 x 127
1	5766 71	5766 72		2 x 3 modules vertical mounting	127 x 127

2 to 6 Module Cover Plates

Pack	Cat.Nos		Graphic	South African and US standards	Dimensions in mm
	Casual	Formal			
1	5764 21	5764 22		2 modules	92 x 127
1	5764 41	5764 42		3 modules vertical mounting	92 x 127
1	5766 11	5766 12		2 modules	127 x 127
1	5766 31	5766 32		3 modules	127 x 127
1	5766 62	5766 61		2 x 3 modules	127 x 127

2 to 6 Module Cover Plates

## Arteor™ plates - square version



## Arteor™ plates - round version



Support frames and plates selection chart (p. 88-95)

Support frames and plates selection chart (p. 88-95)

Pack	Cat.Nos		Mirror	South African and US standards	Dimensions in mm
	Mirror black	Mirror white			
1	5767 23	5767 24		1 module	92 x 127
1	5752 53	5752 54		2 modules	92 x 127
1	5752 73	5752 74		3 modules vertical mounting	92 x 127
1	5752 63	5752 64		2 modules	127 x 127
1	5752 83	5752 84		3 modules	127 x 127
1	5752 93	5752 94		4 modules	127 x 127
1	5753 03	5753 04		2 x 3 modules vertical mounting	127 x 127

2 to 6 Module Cover Plates

Pack	Cat.Nos		Mirror	South African and US standards	Dimensions in mm
	Mirror black	Mirror white			
1	5756 33	5756 34		2 modules	92 x 127
1	5756 53	5756 54		3 modules vertical mounting	92 x 127
1	5756 43	5756 44		2 modules	127 x 127
1	5756 63	5756 64		3 modules	127 x 127
1	5756 73	5756 74		2 x 3 modules vertical mounting	127 x 127

2 to 6 Module Cover Plates

## Arteor™ plates - square version



5764 35

5764 55

5764 56

## Arteor™ plates - round version



5764 25

5764 45

5764 46

Support frames and plates selection chart (p. 88-95)

Support frames and plates selection chart (p. 88-95)

Pack	Cat.Nos		Mirror	South African and US standards	Dimensions in mm
	Mirror taupe	Mirror red			
1	5767 35	5767 36		1 module	92 x 127
1	5764 35	5764 36		2 modules	92 x 127
1	5764 55	5764 56		3 modules vertical mounting	92 x 127
1	5766 25	5766 26		2 modules	127 x 127
1	5766 45	5766 46		3 modules	127 x 127
1	5766 55	5766 56		4 modules	127 x 127
1	5766 75	5766 76		2 x 3 modules vertical mounting	127 x 127

2 to 6 Module Cover Plates

Pack	Cat.Nos		Mirror	South African and US standards	Dimensions in mm
	Mirror taupe	Mirror red			
1	5764 25	5764 26		2 modules	92 x 127
1	5764 45	5764 46		3 modules vertical mounting	92 x 127
1	5766 15	5766 16		2 modules	127 x 127
1	5766 35	5766 36		3 modules	127 x 127
1	5766 65	5766 66		2 x 3 modules vertical mounting	127 x 127

2 to 6 Module Cover Plates

**Arteor™**  
plates - square version



5764 50                      5752 76                      5767 30

Support frames and plates selection chart (p. 88-95)

**Arteor™**  
plates - round version



5764 40                      5756 56                      5756 76

Support frames and plates selection chart (p. 88-95)

Pack	Cat.Nos		Brushed Metal	South African and US standards	Dimensions in mm
1	5767 30	5767 26		1 module	92 x 127
1	5764 30	5752 56		2 modules	92 x 127
1	5764 50	575276		3 modules vertical mounting	92 x 127
1	5766 20	5752 66		2 modules	127 x 127
1	5766 40	5752 86		3 modules	127 x 127
1	5766 50	5752 96		4 modules	127 x 127
1	5766 70	5753 06		2 x 3 modules vertical mounting	127 x 127

2 to 6 Module Cover Plates

Pack	Cat.Nos		Brushed Metal	South African and US standards	Dimensions in mm
1	5764 20	5756 36		2 modules	92 x 127
1	5764 40	5756 56		3 modules vertical mounting	92 x 127
1	5756 10	5756 46		2 modules	127 x 127
1	5766 30	5756 66		3 modules	127 x 127
1	5766 60	5756 76		2 x 3 modules vertical mounting	127 x 127

2 to 6 Module Cover Plates

## Arteor™ plates - square version




5752 75

5764 59



Support frames and plates selection chart (p. 88-95)

## Arteor™ plates - round version



5756 55

5764 49



Support frames and plates selection chart (p. 88-95)

Pack	Cat.Nos		Wood		Dimensions in mm
1	● Wenge style 5767 25	● Light Oak 5767 39	South African and US standards	1 module	92 x 127
1	5752 55	5764 39		2 modules	92 x 127
1	5752 75	5764 59		3 modules vertical mounting	92 x 127
1	5752 65	5766 29		2 modules	127 x 127
1	5752 85	5766 49		3 modules	127 x 127
1	5752 95	5766 59		4 modules	127 x 127
1	5753 05	5766 79		2 x 3 modules vertical mounting	127 x 127

2 to 6 Module Cover Plates

Pack	Cat.Nos		Wood		Dimensions in mm
1	● Wenge style 5756 35	● Light Oak 5764 29	South African and US standards	2 modules	92 x 127
1	5756 55	5764 49		3 modules vertical mounting	92 x 127
1	5756 45	5766 19		2 modules	127 x 127
1	5756 65	5766 39		3 modules	127 x 127
1	5756 75	5766 69		2 x 3 modules vertical mounting	127 x 127

2 to 6 Module Cover Plates

**Arteor™**  
plates - square version



5764 34                      5764 53                      5764 54

**Arteor™**  
plates - round version



5764 24                      5764 43                      5764 44

Support frames and plates selection chart (p. 88-95)

Support frames and plates selection chart (p. 88-95)

Pack	Cat.Nos		Leather	South African and US standards	Dimensions in mm
1	● Club 5767 33	● Galuchat 5767 34		1 module	92 x 127
1	5764 33	5764 34		2 modules	92 x 127
1	5764 53	5764 54		3 modules vertical mounting	92 x 127
1	5766 23	5766 24		2 modules	127 x 127
1	5766 43	5766 44		3 modules	127 x 127
1	5766 53	5766 54		4 modules	127 x 127
1	5766 73	5766 74		2 x 3 modules vertical mounting	127 x 127


2 to 6 Module Cover Plates

Pack	Cat.Nos		Leather	South African and US standards	Dimensions in mm
1	● Club 5764 23	● Galuchat 5764 24		2 modules	92 x 127
1	5764 43	5764 44		3 modules vertical mounting	92 x 127
1	5766 13	5766 14		2 modules	127 x 127
1	5766 33	5766 34		3 modules	127 x 127
1	5766 63	5766 64		2 x 3 modules vertical mounting	127 x 127

2 to 6 Module Cover Plates



## Arteor™ plates - square version



5764 37

5764 57

## Arteor™ plates - round version



5764 27

5764 47

Support frames and plates selection chart (p. 88-95)

Support frames and plates selection chart (p. 88-95)

Pack	Cat.Nos	Signature	Dimensions in mm
1	5767 37	South African and US standards 1 module	92 x 127
1	5764 37	2 modules	92 x 127
1	5764 57	3 modules vertical mounting	92 x 127
1	5766 27	2 modules	127 x 127
1	5766 47	3 modules	127 x 127
1	5766 57	4 modules	127 x 127
1	5766 77	2 x 3 modules vertical mounting	127 x 127

2 to 6 Module Cover Plates

Pack	Cat.Nos	Signature	Dimensions in mm
1	5764 27	South African and US standards 2 modules	92 x 127
1	5764 47	3 modules vertical mounting	92 x 127
1	5766 17	2 modules	127 x 127
1	5766 37	3 modules	127 x 127
1	5766 67	2 x 3 modules vertical mounting	127 x 127

2 to 6 Module Cover Plates

# Arteor™ British standard plate selection charts

60.3 mm fixing centres - flush-mounting boxes, support frames and plates

Number of modules per mechanism	Flush-mounting boxes	Support frames	Plates	PLATES						
				Neutral			Tattoo	Graphic		
				White	Pearl Alu	Graphite	Edition 1	Casual	Formal	
<b>SQUARE VERSION</b>										
1 module	0 891 13	5 760 03		5 752 00	5 752 01	5 752 02	5 761 08	5 761 01	5 761 02	
2 modules and 1.2" touch screen		5 760 03 5 760 01 <sup>(1)</sup>		5 752 10	5 752 11	5 752 12	5 761 28	5 761 21	5 761 22	
3 modules - 1 gang	0 891 13	5 760 01		5 751 60	5 751 61	5 751 62	5 761 88	5 761 81	5 761 82	
3 modules and shaver sockets	0 891 14	5 760 02		5 750 70	5 750 71	5 750 72	5 761 68	5 761 61	5 761 62	
4 modules	0 891 14	5 760 00		5 750 80	5 750 81	5 750 82	5 761 48	5 761 41	5 761 42	
6 modules <b>NEW</b>	6 890 27SP	Supplied with support frame		5 753 70	5 753 71	5 753 72	5 763 78	5 763 71	5 763 72	
8 modules <b>NEW</b>	6 890 27SP	Supplied with support frame		5 767 00	5 767 01	5 767 02	5 767 18	5 767 11	5 767 12	
2 x 6 modules <b>NEW</b>	6 890 28	Supplied with support frame		5 753 90	5 753 91	5 753 92	-	-	-	
3 x 6 modules	0 818 56	Supplied with support frame		5 754 00	5 754 01	5 754 02	-	-	-	
For 5 A/13 A switched socket outlet - 1 gang	0 891 13	Not needed		5 750 90	5 750 91	5 750 92	5 762 18	5 762 11	5 762 12	
For 13 A twin Switched socket outlet - 2 gang	0 891 14	Not needed		5 751 00	5 751 01	5 751 02	5 762 08	5 762 01	5 762 02	
For 13 A fused connection unit switched	0 891 13	Not needed		5 751 20	5 751 21	5 751 22	5 761 98	5 761 91	5 761 92	
For cooker unit Cat.No 5 720 88	0 891 14	Not needed		5 751 50	-	-	-	-	-	
Blanking cover plate British standard	0 891 13	5 760 03 5 760 01		5 751 30	5 751 31	5 751 32	-	-	-	
Blanking cover plate British standard	0 891 14	5 760 02		5 751 40	5 751 41	5 751 42	-	-	-	
<b>ROUND VERSION</b>										
2 modules	0 891 13	5 760 03		5 756 10	5 756 11	5 756 12	5 761 18	5 761 11	5 761 12	
3 modules	0 891 14	5 760 02		5 755 40	5 755 41	5 755 42	5 761 58	5 761 51	5 761 52	
3 modules - 1 gang	0 891 13	5 760 01		5 755 60	5 755 61	5 755 62	5 761 78	5 761 71	5 761 72	
4 modules	0 891 14	5 760 00		5 755 50	5 755 51	5 755 52	5 761 38	5 761 31	5 761 32	
6 modules <b>NEW</b>	6 890 27SP	Supplied with support		5 767 40	5 767 41	5 767 42	5 767 58	5 767 51	5 767 52	
8 modules <b>NEW</b>	6 890 27RND	Supplied with support		5 766 80	5 766 81	5 766 82	5 766 98	5 766 91	5 766 92	

1: Use 5 760 01 support frame for 2 module mechanisms to be mounted on 3 module support frame (see mention in catalogue page)

PLATES












PLATES											
Mirror				Brushed metal		Wood		Leather		Signature	
Mirror White	Mirror Black	Mirror Red	Mirror Taupe	Stainless Steel	Gold Brass	Wenge Style	Light Oak	Club	Galuchat	Woven Metal	
5 752 04	5 752 03	5 761 06	5 761 05	5 752 06	5 761 00	5 752 05	5 761 09	5 761 03	5 761 04	5 761 07	
5 752 14	5 752 13	5 761 26	5 761 25	5 752 16	5 761 20	5 752 15	5 761 29	5 761 23	5 761 24	5 761 27	
5 751 64	5 751 63	5 761 86	5 761 85	5 751 66	5 761 80	5 751 65	5 761 89	5 761 83	5 761 84	5 761 87	
5 750 74	5 750 73	5 761 66	5 761 65	5 750 76	5 761 60	5 750 75	5 761 69	5 761 63	5 761 64	5 761 67	
5 750 84	5 750 83	5 761 46	5 761 45	5 750 86	5 761 40	5 750 85	5 761 49	5 761 43	5 761 44	5 761 47	
5 753 74	5 753 73	5 763 76	5 763 75	5 753 76	5 763 70	5 753 75	5 763 79	5 763 73	5 763 74	5 763 77	
5 767 04	5 767 03	5 767 16	5 767 15	5 767 06	5 767 10	5 767 05	5 767 19	5 767 13	5 767 14	5 767 17	
-	-	-	-	-	-	-	-	-	-	-	
-	-	-	-	-	-	-	-	-	-	-	
5 750 94	5 750 93	5 762 16	5 762 15	5 750 96	5 762 10	5 750 95	5 762 19	5 762 13	5 762 14	5 762 17	
5 751 04	5 751 03	5 762 06	5 762 05	5 751 06	5 762 00	5 751 05	5 762 09	5 762 03	5 762 04	5 762 07	
5 751 24	5 751 23	5 761 96	5 761 95	5 751 26	5 761 90	5 751 25	5 761 99	5 761 93	5 761 94	5 761 97	
-	-	-	-	-	-	-	-	-	-	-	
-	-	-	-	-	-	-	-	-	-	-	
-	-	-	-	-	-	-	-	-	-	-	
5 756 14	5 756 13	5 761 16	5 761 15	5 756 16	5 761 10	5 756 15	5 761 19	5 761 13	5 761 14	5 761 17	
5 755 44	5 755 43	5 761 56	5 761 55	5 755 46	5 761 50	5 755 45	5 761 59	5 761 53	5 761 54	5 761 57	
5 755 64	5 755 63	5 761 76	5 761 75	5 755 66	5 761 70	5 755 65	5 761 79	5 761 73	5 761 74	5 761 77	
5 755 54	5 755 53	5 761 36	5 761 35	5 755 56	5 761 30	5 755 55	5 761 39	5 761 33	5 761 34	5 761 37	
5 767 44	5 767 43	5 767 56	5 767 55	5 767 46	5 767 50	5 767 45	5 767 59	5 767 53	5 767 54	5 767 57	
5 766 84	5 766 83	5 766 96	5 766 95	5 766 86	5 766 90	5 766 85	5 766 99	5 766 93	5 766 94	5 766 97	

# Arteor™ Italian / US / South African standards plate selection charts

83.5 mm fixing centres - flush-mounting boxes, support frames and plates

Number of modules per mechanism	Flush-mounting boxes	Support frames	Plates	PLATES						
				Neutral			Tattoo	Graphic		
				White	Pearl Alu	Graphite	Edition 1	Casual	Formal	
<b>SQUARE VERSION</b>										
1 module	0 800 49	5 760 40		5 752 20	5 752 21	5 752 22	5 764 18	5 764 11	5 764 12	
2 modules and 1.2" touch screen	0 800 49	5 760 40		5 752 30	5 752 31	5 752 32	5 764 38	5 764 31	5 764 32	
3 modules	0 800 49	5 760 40		5 750 10	5 750 11	5 750 12	5 764 58	5 764 51	5 764 52	
Blanking cover plate	2" x 4"	5 760 40		5 754 10	5 754 11	5 754 12	-	-	-	
4 modules	0 800 42	5 760 11		5 750 30	5 750 31	5 750 32	5 762 78	5 762 71	5 762 72	
6 modules <b>NEW</b>	6 890 27SP	Supplied with support frame		5 753 70	5 753 71	5 753 72	5 763 78	5 763 71	5 763 72	
8 modules <b>NEW</b>	6 890 27SP	Supplied with support frame		5 767 00	5 767 01	5 767 02	5 767 18	5 767 11	5 767 12	
<b>ROUND VERSION</b>										
2 modules	0 800 49	5 760 40		5 756 20	5 756 21	5 756 22	5 764 28	5 764 21	5 764 22	
3 modules	0 800 49	5 760 40		5 755 00	5 755 01	5 755 02	5 764 48	5 764 41	5 764 42	
4 modules	0 800 42	2 x 5 760 21		5 755 10	5 755 11	5 755 12	5 762 58	5 762 51	5 762 52	
6 modules <b>NEW</b>	6 890 27SP	Supplied with support		5 767 40	5 767 41	5 767 42	5 767 58	5 767 51	5 767 52	
8 modules <b>NEW</b>	6 890 27RND	Supplied with support		5 766 80	5 766 81	5 766 82	5 766 98	5 766 91	5 766 92	

PLATES

PLATES											
Mirror				Brushed metal		Wood		Leather		Signature	
Mirror White	Mirror Black	Mirror Red	Mirror Taupe	Stainless Steel	Gold Brass	Wenge Style	Light Oak	Club	Galuchat	Woven Metal	
											
5 752 44	5 752 43	5 764 16	5 764 15	5 752 46	5 764 10	5 752 45	5 764 19	5 764 13	5 764 14	5 764 17	
5 752 54	5 752 53	5 764 36	5 764 35	5 752 56	5 764 30	5 752 55	5 764 39	5 764 33	5 764 34	5 764 37	
5 752 74	5 752 73	5 764 56	5 764 55	5 752 76	5 764 50	5 752 75	5 764 59	5 764 53	5 764 54	5 764 57	
-	-	-	-	-	-	-	-	-	-	-	
5 753 74	5 753 73	5 763 76	5 763 75	5 753 76	5 763 70	5 753 75	5 763 79	5 763 73	5 763 74	5 763 77	
5 767 04	5 767 03	5 767 16	5 767 15	5 767 06	5 767 10	5 767 05	5 767 19	5 767 13	5 767 14	5 767 17	
5 756 34	5 756 33	5 764 26	5 764 25	5 756 36	5 764 20	5 756 35	5 764 29	5 764 23	5 764 24	5 764 27	
5 756 54	5 756 53	5 764 46	5 764 45	5 756 56	5 764 40	5 756 55	5 764 49	5 764 43	5 764 44	5 764 47	
5 755 14	5 755 13	5 762 56	5 762 55	5 755 16	5 762 50	5 755 15	5 762 59	5 762 53	5 762 54	5 762 57	
5 767 44	5 767 43	5 767 56	5 767 55	5 767 46	5 767 50	5 767 45	5 767 59	5 767 53	5 767 54	5 767 57	
5 766 84	5 766 83	5 766 96	5 766 95	5 766 86	5 766 90	5 766 85	5 766 99	5 766 93	5 766 94	5 766 97	

# Arteor™ American / South African standard plate selection charts

83.5 mm fixing centres - flush-mounting boxes, support frames and plates

Number of modules per mechanism	Flush-mounting boxes	Support frames	Plates	PLATES						
				Neutral		Tattoo	Graphic			
				White	Pearl Alu	Graphite	Edition 1	Casual	Formal	
<b>SQUARE VERSION</b>										
1 module	2" x 4"	5 760 30		5 767 20	5 767 21	5 767 22	5 767 38	5 767 31	5 767 32	
2 modules and 1.2" touch screen		5 760 30 <sup>(1)</sup> 5 760 40		5 752 50	5 752 51	5 752 52	5 764 38	5 764 31	5 764 32	
3 modules		5 760 40		5 752 70	5 752 71	5 752 72	5 764 58	5 764 51	5 764 52	
2 modules	4" x 4"	5 760 31		5 752 60	5 752 61	5 752 62	5 766 28	5 766 21	5 766 22	
3 modules		5 760 31		5 752 80	5 752 81	5 752 82	5 766 48	5 766 41	5 766 42	
4 modules		5 760 31		5 752 90	5 752 91	5 752 92	5 766 58	5 766 51	5 766 52	
2 x 3 modules		5 760 32		5 753 00	5 753 01	5 753 02	5 766 78	5 766 71	5 766 72	
Video display internal unit 3.5"		Not needed		-	-	-	-	-	-	
Blanking cover plate Italian / US standards	2" x 4"	5 760 40		5 754 10	5 754 11	5 754 12	-	-	-	
Blanking cover plate US standard	4" x 4"	5 760 31		5 753 60	5 753 61	5 753 62	-	-	-	
Video station 10"	-	Not needed		-	-	-	-	-	-	
Central unit for: - temperature control - intruder alarm	Supplied with box	Not needed		-	-	-	-	-	-	
<b>ROUND VERSION</b>										
2 modules	2" x 4"	5 760 30 <sup>(1)</sup> 5 760 40		5 756 30	5 756 31	5 756 32	5 764 28	5 764 21	5 764 22	
3 modules		5 760 40		5 756 50	5 756 51	5 756 52	5 764 48	5 764 41	5 764 42	
2 modules	4" x 4"	5 760 31		5 756 40	5 756 41	5 756 42	5 766 18	5 766 11	5 766 12	
3 modules				5 756 60	5 756 61	5 756 62	5 766 38	5 766 31	5 766 32	
2 x 3 modules		5 760 32		5 756 70	5 756 71	5 756 72	5 766 68	5 766 62	5 766 61	

1: Only for 2 modules electronic functions

PLATES

PLATES											
Mirror				Brushed metal		Wood		Leather		Signature	
Mirror White	Mirror Black	Mirror Red	Mirror Taupe	Stainless Steel	Gold Brass	Wenge Style	Light Oak	Club	Galuchat	Woven Metal	
5 767 24	5 767 23	5 767 36	5 767 35	5 767 26	5 767 30	5 767 25	5 767 39	5 767 33	5 767 34	5 767 37	
5 752 54	5 752 53	5 764 36	5 764 35	5 752 56	5 764 30	5 752 55	5 764 39	5 764 33	5 764 34	5 764 37	
5 752 74	5 752 73	5 764 56	5 764 55	5 752 76	5 764 50	5 752 75	5 764 59	5 764 53	5 764 54	5 764 57	
5 752 64	5 752 63	5 766 26	5 766 25	5 752 66	5 766 20	5 752 65	5 766 29	5 766 23	5 766 24	5 766 27	
5 752 84	5 752 83	5 766 46	5 766 45	5 752 86	5 766 40	5 752 85	5 766 49	5 766 43	5 766 44	5 766 47	
5 752 94	5 752 93	5 766 56	5 766 55	5 752 96	5 766 50	5 752 95	5 766 59	5 766 53	5 766 54	5 766 57	
5 753 04	5 753 03	5 766 76	5 766 75	5 753 06	5 766 70	5 753 05	5 766 79	5 766 73	5 766 74	5 766 77	
5 764 84	5 764 83	-	-	5 764 86	5 764 80	-	-	-	-	5 764 87	
-	-	-	-	-	-	-	-	-	-	-	
-	-	-	-	-	-	-	-	-	-	-	
5 765 14	5 765 13	-	-	5 765 16	5 765 10	-	-	-	-	5 765 17	
5 765 24	5 765 23	-	-	5 765 26	5 765 20	-	-	-	-	5 765 37	
5 756 34	5 756 33	5 764 26	5 764 25	5 756 36	5 764 20	5 756 35	5 764 29	5 764 23	5 764 24	5 764 27	
5 756 54	5 756 53	5 764 46	5 764 45	5 756 56	5 764 40	5 756 55	5 764 49	5 764 43	5 764 44	5 764 47	
5 756 44	5 756 43	5 766 16	5 766 15	5 756 46	5 766 10	5 756 45	5 766 19	5 766 13	5 766 14	5 766 17	
5 756 64	5 756 63	5 766 36	5 766 35	5 756 66	5 766 30	5 756 65	5 766 39	5 766 33	5 766 34	5 766 37	
5 756 74	5 756 73	5 766 66	5 766 65	5 756 76	5 766 60	5 756 75	5 766 69	5 766 63	5 766 64	5 766 67	

# Arteor™ German and French standard plate selection charts

60 mm fixing centres - flush and surface-mounting boxes, support frames and plates

Number of modules per mechanism	Surface-mounting boxes	Flush-mounting boxes for dry partitions <sup>(1)</sup>	Support frames	Plates	PLATES					
					Neutral		Tattoo	Graphic		
					White	Pearl Alu	Graphite	Edition 1	Casual	Formal
<b>SQUARE VERSION</b>										
1 module	-	0 800 41	5 760 21 (screws) 5 760 20 (claws)		5 765 40	5 765 41	5 765 52	5 762 28	5 762 21	5 762 22
2 modules and 1.2" touch screen	5 723 90	0 800 41	5 760 21 (screws) 5 760 20 (claws)		5 765 60	5 765 61	5 765 62	5 762 48	5 762 41	5 762 42
3 modules	-	0 800 49	5 760 40		5 750 10	5 750 11	5 750 12	5 764 58	5 764 51	5 764 52
2 x 2 modules	5 723 92	0 800 42	2 x 5 760 21		5 750 20	5 750 21	5 750 22	5 762 68	5 762 61	5 762 62
6 modules	-	0 800 43	5 760 12		5 750 40	5 750 41	5 750 42	5 762 88	5 762 81	5 762 82
2 x 6 modules	5 723 96	0 801 26	5 760 22		5 750 60	5 750 61	5 750 62	-	-	-
4 modules	5 723 92	0 800 42	5 760 11		5 750 30	5 750 31	5 750 32	5 762 78	5 762 71	5 762 72
3 x 2 modules	-	0 800 43	3 x 5 760 21		5 750 50	5 750 51	5 750 52	-	-	-
<b>ROUND VERSION</b>										
2 x 1 module 2 modules	5 723 90	0 800 41	5 760 21 (screws) 5 760 20 (claws)		5 756 00	5 756 01	5 756 02	5 762 38	5 762 31	5 762 32
2 x 2 modules	5 723 92	0 800 42	2 x 5 760 21		5 755 10	5 755 11	5 755 12	5 762 58	5 762 51	5 762 52
3 x 2 modules	-	0 800 43	3 x 5 760 21		5 755 20	5 755 21	5 755 22	-	-	-



PLATES

PLATES										
Mirror				Brushed metal		Wood		Leather		Signature
Mirror White	Mirror Black	Mirror Red	Mirror Taupe	Stainless Steel	Gold Brass	Wenge Style	Light Oak	Club	Galuchat	Woven Metal
5 765 54	5 765 53	5 762 26	5 762 25	5 765 56	5 762 20	5 765 55	5 762 29	5 762 23	5 762 24	5 762 27
5 765 64	5 765 63	5 762 46	5 762 45	5 765 66	5 762 40	5 765 65	5 762 49	5 762 43	5 762 44	5 762 47
5 752 74	5 752 73	5 764 56	5 764 55	5 752 76	5 764 50	5 752 75	5 764 59	5 764 53	5 764 54	5 764 57
5 750 24	5 750 23	5 762 66	5 762 65	5 750 26	5 762 60	5 750 25	5 762 69	5 762 63	5 762 64	5 762 67
5 750 44	5 750 43	5 762 86	5 762 85	5 750 46	5 762 80	5 750 45	5 762 89	5 762 83	5 762 84	5 762 87
5 750 64	5 750 63	-	-	5 750 66	-	-	-	-	-	-
5 750 34	5 750 33	5 762 76	5 762 75	5 750 36	5 762 70	5 750 35	5 762 79	5 762 73	5 762 74	5 762 77
5 750 54	5 750 53	-	-	5 750 56	-	-	-	-	-	-
5 756 04	5 756 03	5 762 36	5 762 35	5 756 06	5 762 30	5 756 05	5 762 39	5 762 33	5 762 34	5 762 37
5 755 14	5 755 13	5 762 56	5 762 55	5 755 16	5 762 50	5 755 15	5 762 59	5 762 53	5 762 54	5 762 57
5 755 24	5 755 23	-	-	5 755 26	-	-	-	-	-	-

# Arteor™, design options for Home Automation

The system works through 2 different media:

- Radio using ZigBee® protocol
- BUS using SCS protocol

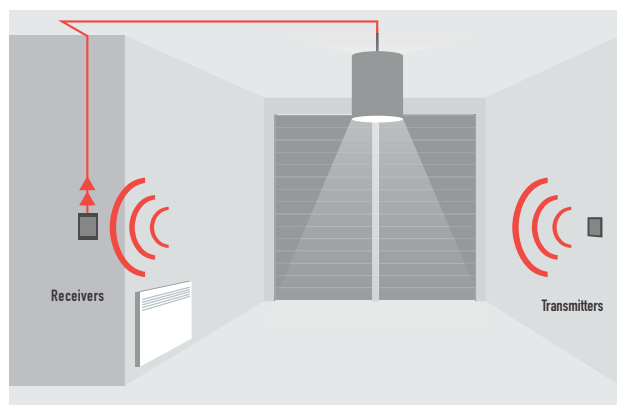
Products have been developed to ensure perfect interoperability and maximum reliability of the system



## ONE SOLUTION, 2 TECHNOLOGIES, ENDLESS POSSIBILITIES

### Radio ZigBee® technology, the easyway to Home Automation

- For increasing the number of control points without wiring
- Ideal for refurbishment, small new installations and extensions
- Can control lighting, roller blinds and scenarios



▶▶▶ Radio/ZigBee® installation principle



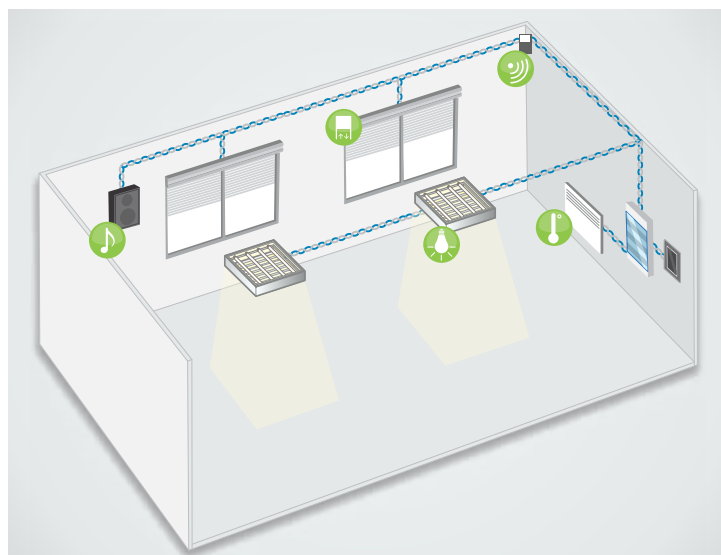
▶▶▶ Receivers, p. 98



▶▶▶ Transmitters, p. 99

### BUS/SCS technology

- All devices are connected in parallel to the BUS, which is a cable with twisted pairs
- The functions associated to each product depend on the given configuration



▶▶▶ The system is composed of actuators and control devices  
 Actuators which control the loads are connected to the BUS and to the power line  
 They are DIN module devices centralised on the electrical panel board  
 Control devices transmit information to actuators through the BUS line. They are installed in every room.



▶▶▶ House management, p. 118



## + MORE INFORMATION

Get detailed information on many digital or printed supports, or contact your Area Commercial Manager



▶ Mini web-site: [http://www.legrand.com/files/fck/File/App/site\\_arteor/index.html](http://www.legrand.com/files/fck/File/App/site_arteor/index.html)



▶ Configurator: [http://www.legrand.com/files/fck/File/App/site\\_arteor/index.html](http://www.legrand.com/files/fck/File/App/site_arteor/index.html)



▶ QR code



▶ Technical guide on CD-ROM



▶ Arteor™ flow of energies

# Arteor™ lighting and roller blind controllers/receivers Radio/ZigBee®

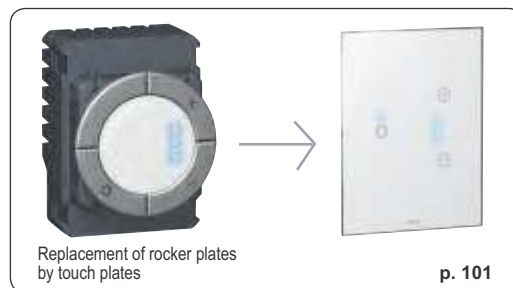


0 672 34

5 735 46

0 672 63

5 735 45



Support frame and plate selection charts **p. 88-95**. Load selection charts **p. 101**

Receivers to be equipped with round or square key cover plates to be equipped with 2-module plates (p. 90-97)

Standard key covers can be replaced by touch plates (p. 101), technical information on e-catalogue

To be installed in flush-mounting boxes min. depth 40 mm

To be equipped with 2-module support frames

Connect to the load and can be controlled by remote control transmitters, scenario switches, mobile control units and detectors (p. 99,102,104)

Pack	Cat.Nos	Lighting controllers/receivers (switches) 100/240 VA
1	0 672 31	Each active button on the receivers is identified by LED (blue LED indicator status supplied) <b>Switch without neutral - 300 W - 1 circuit</b> 
1	<b>NEW</b> 5 735 44	<b>Switch without neutral - 2 x 300 W - 2 circuits</b> Supplied with support frame 
1	0 672 33	<b>Switch with neutral - 2500 W - 1 circuit</b> 
1	0 672 34	<b>Switch with neutral - 2 x 1000 W - 2 circuits</b> 
1	5 735 45	<b>Switch with neutral - 3 x 1000 W - 3 circuits</b> 

Pack	Cat.Nos	Lighting controllers/receivers (dimmers) 100/240 VA
1	0 672 37	Each active button on the receivers is identified by LED (with blue LED bargraph) <b>Leading/trailing edge dimmer without neutral - 300 W</b> 
1	5 735 46	<b>Leading/trailing edge dimmer without neutral - 600 W</b> 
1	<b>NEW</b> 5 735 49	<b>Leading/trailing edge dimmer without neutral - 2 x 300 W</b> Supplied with support frame 
1	5 735 47	<b>Universal dimmer with neutral - 400 W</b> 
1	5 735 48	<b>0-10 V dimmers</b> 
1	0 672 63	<b>Roller blind controllers/receivers - 100/240 VA</b> 

## Arteor™ lighting and roller blind transmitters Radio/ZigBee®



0 672 35

Support frame and plate selection charts p. 88-95  
Replacement of cover plates by touch plates p. 101

Transmitters to be equipped with round or square key cover plates.  
To be equipped with 2-module plates (p. 78-78) and multi-standard support frames (with removable fins) cat. 5 735 51.  
Standard key covers can be replaced by touch plates (p. 101)  
Surface mounting with direct fixing of support frame on wall  
Control one or more Radio/ZigBee® receivers  
No wiring needed  
Supplied with batteries

Pack	Cat.Nos	Lighting remote control transmitters
1	0 672 35	For 1 circuit switch controllers 
1	0 672 36	For 2 circuit switch controllers 
1	0 672 39	For dimmer controllers 
1	0 672 64	Roller blind control transmitters For roller blind controllers 



## Arteor™ scenario controllers Radio/ZigBee®



5 735 51



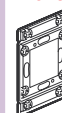
5 738 70



0 882 32

Support frame and plate selection charts p. 88-95

Pack	Cat.Nos	Wall mounting scenario controllers
1	0 672 40	To be equipped with round or square key cover plates and Magnesium circle for control To be equipped with 2-module plates (p. 78-87) and multi-standard support frames (with removable fins) cat. 5 735 51. Standard rocker plates and plates can be replaced by touch plates (p. 101), technical information on e-catalogue Surface mounting with direct fixing of support frame on wall No wiring needed Supplied with batteries <b>4-scenario controllers</b> 4 push-buttons to control 4 scenarios (1 scenario can control several functions: shutters, lighting...) 
1	5 735 51	<b>Multistandard support frame</b> For scenario controllers, light and roller blind transmitter Radio/ZigBee 
1	5 738 70	<b>Mobile scenario controllers</b> 1 scenario can control several functions: lighting level adjustment, roller blinds, general ON or OFF... <b>Pocket scenario controller</b> 4-scenario controller For Radio/ZigBee® installation Supplied with batteries 
1	0 882 32	<b>Radio/ZigBee® - IR remote control</b> 5-scenario controller Supplied with batteries 



# Arteor™ lighting control, automation and scenario key covers Radio ZigBee®



5745 58



5745 61



5745 67



5745 96



5745 80



5745 82

## n Selection chart for round or square key covers

key cover description	ROUND VERSION			SQUARE VERSION		
		White ●	Magnesium ●		White ●	Magnesium ●
Lighting switch 1 circuit		5 745 55	5 745 56		5 745 73	5 745 74
Lighting switch 2 circuits		5 745 57	5 745 58		5 745 75	5 745 76
Lighting switch 3 circuits		5 745 59	5 745 60		5 745 96	5 745 97
Lighting dimmer with blue LED bargraph		5 745 61	5 745 62		-	-
Lighting dimmer without blue LED bargraph		5 745 63	5 745 64		5 745 81	5 745 82
Lighting dimmer 2 circuits with blue LED bargraph		5 745 65	5 745 66		5 745 79	5 745 80
Roller blind control		5 745 67	5 745 68		5 745 83	5 745 84
4 scenario controller		5 745 69	5 745 70		5 745 77	5 745 78
False key cover		5 745 71	5 745 72		5 745 85	5 745 86

# Arteor™ touch plates Radio/ZigBee®



5 737 51      5 737 54      5 737 64      5 737 69      5 737 91      5 737 56      5 737 60

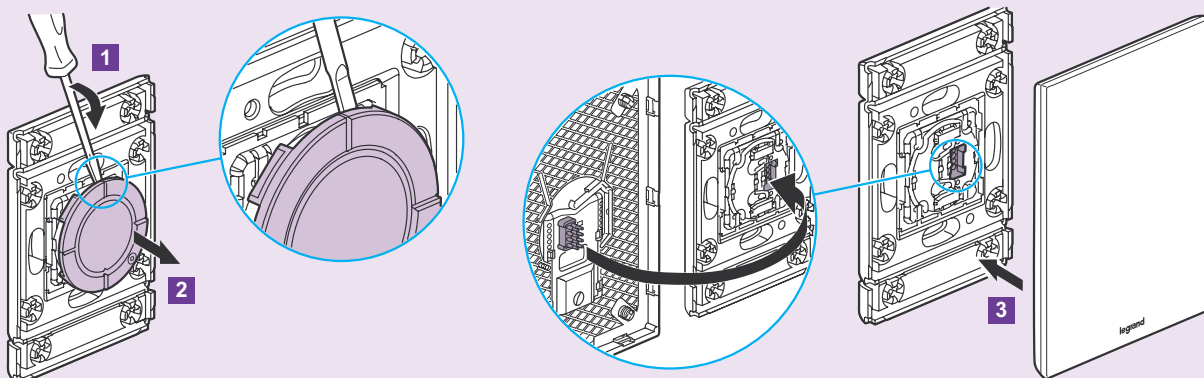
## n Selection chart for association of touch plates instead of standard rocker plates and plates

Function	Touch plates			Associate mechanisms		
		Colour	BS fixing centres	Italian/American fixing centres	Control mechanism (receiver)	Remote control transmitter
Touch control switch 1 circuit		White	5 737 50	5 737 52	0 672 31 0 672 39	0 672 35
		Black	5 737 51	5 737 53		
Touch control switch 2 circuits		White	5 737 54	5 737 56	0 672 34	0 672 36
		Black	5 737 55	5 737 57		
Touch control switch 3 circuits		White	5 737 64	5 737 66	5 735 45	
		Black	5 737 65	5 737 67		
Touch control dimmer 1 circuit		White	5 737 58	5 737 60	0 672 37 5 735 46 5 735 47	0 672 39
		Black	5 737 59	5 737 61		
Touch control roller blinds switch 1 circuit		White	5 737 68	5 737 70	0 672 63	0 672 64
		Black	5 737 69	5 737 71		
4-scenario touch control		White	5 737 90	5 737 92	0 672 40	
		Black	5 737 91	5 737 93		

## n Transformation into touch plates version of standard control mechanisms (receivers) and remote control transmitters equipped with round or square rocker plates

### Remote control supplied without support frame.

Once fixed on support frame, they can be adapted to different standards thanks to removable fins.




# Arteor™ other functions Radio/ZigBee®



Load selection charts p. 103

## Radio/ZigBee® micromodule switch

Pack	Cat.Nos	Radio/ZigBee® micromodule switch
1	0 883 05	 <p>1 output - 300 W Enables control points to be added to improve an existing installation without damage to the walls Controls energy-saving, LED, halogen and incandescent bulbs Suitable for fitting on DCL (lighting appliance) covers. Its receiver function is used to execute commands received from scenario switches, centralised control units, detectors (p. 98, 99) Phase/neutral power supply</p>

## Transmitter/receiver mobile sockets

Connect directly to an existing 2P+E socket to switch the light connected to the socket  
Its receiver function is used to execute commands received from scenario switches, centralised control units, detectors, etc (p. 98, 99)

## Radio/ZigBee® mobile dimmer switch-sockets

500 VA  
2 lighting levels (factory-preset and modifiable by the user)

1 0 883 22  German standard

1 0 883 20  British standard

## Radio/ZigBee® switch-sockets

10 A

1 0 883 25  German standard

1 0 883 23  British standard

## Transmitter/receiver control units for false ceiling - 100-240 VA

Its receiver function is used to execute, on its circuits, on/off commands received from centralised control units, scenario switches, mobile control units and detectors (p. 98, 99)

## Universal switch - phase/neutral

1 5 738 62  1 output - 2500 W

## Dimmer for all loads (excluding fluorescent and LEDs) - without neutral

1 5 738 64  1 output - 600 W

## Dimmer for 1-10 V ballast - phase/neutral

1 5 738 66  1 output - 500 VA



## Plexo Programme radio transmitter/receiver switch

Pack	Cat.Nos	Plexo Programme radio transmitter/receiver switch
1	0 695 03	 <p>2500 W Its transmitter function allows it to control another lighting Radio/Zigbee® receiver switch Its receiver function is used to execute commands received from centralised control units, scenario switches, mobile control units and detectors (p. 98, 99) 3-wire installation in box depth 40 mm min.</p>

## Weatherproof radio individual blind switch for mounting in a head rail with slat orientation

Pack	Cat.Nos	Weatherproof radio individual blind switch for mounting in a head rail with slat orientation
1	0 883 27	 <p>Controls motors (4-wire) on 230 V electric blinds for lowering/raising/stopping the blind Installed in the loft or in the blind head rail during modernisation of an existing blind without damage to the walls Must be used together with a centralised switch Cat.No 0 672 64. Must remain accessible for any programming necessary Maximum loads supported in 230 VA: 1 x 500 VA</p>

## Radio transmitter/receiver multifunction switches - 230 VA

Pack	Cat.Nos	Radio transmitter/receiver multifunction switches - 230 VA
1	5 738 58	 <p>Switches for controlling 1 or 2 circuits connected to its terminals according to 3 different operating modes: time-lag switch, switch, remote control switch Its receiver function is used to execute, on its circuits, on/off commands received from individual control units, centralised control units, scenario switches, mobile control units and detectors (p. 98, 99) Phase/neutral power supply Weatherproof multifunction switch 2500 W</p>
1	5 738 60	 <p>Weatherproof multifunction 2-gang switch 2 x 2500 W</p>



# Arteor™ Radio/ZigBee®

n Switches and dimmers maximum loads at 230 V (for values at 110 V, please halve values)

Cat.Nos	Leading edge		Trailing edge		Universal				
	Incandescent lamp	Halogen lamp	ELV halogen with ferromagnetic transformer	ELV halogen with electronic transformer	Fluorescent tube	Compact fluorescent lamp	LED	Fluorescent lamps with 0-10 V ballast	Reducer motor for shutter
0 672 31	300 W	300 W	300 VA	300 VA					
5 735 44	2 x 300 W	2 x 300 W	2 x 300 VA	2 x 300 VA					
0 672 39	2500 W	2500 W	2500 VA	2500 VA	1250 VA	1250 VA	1250 VA		
0 672 34	2 x 1000 W	2 x 1000 W	2 x 1000 VA	2 x 1000 VA	2 x 500 VA	2 x 500 VA	2 x 500 VA		
5 735 45	3 x 1000 W	3 x 1000 W	3 x 1000 VA	3 x 1000 VA	3 x 500 VA	3 x 500 VA	3 x 500 VA		
0 672 63									500 VA
0 883 27									500 VA
5 738 62	2500 W	2500 W	2500 VA	2500 VA	1250 VA	1250 VA	1250 VA		
5 738 58	2500 W	2500 W	2500 VA	2500 VA	1250 VA	1250 VA	1250 VA	yes	
5 738 60	2 x 2500 W	2 x 2500 W	2 x 2500 VA	2 x 2500 VA	2 x 1250 VA	2 x 1250 VA	2 x 1250 VA	yes	
0 883 05	300 W	300 W	300 VA	300 VA	300 VA	300 VA	300 VA	-	
0 883 23/25	1200 W	1200 W	1200 VA	1200 VA					
0 672 37	300 W	300 W	300 VA	300 VA					
5 735 49	2 x 300 W	2 x 300 W	2 x 300 VA	2 x 300 VA					
5 735 46	600 W	600 W	450 VA	600 VA					
5 735 47	400 W	400 W	400 VA	400 VA		160 VA	160 VA		
5 735 48								1000 VA	
5 738 66								1000 VA	
5 738 64	600 W	600 W	450 VA	600 VA					
0 883 20/22	60 W/500 W	60 W/500 W	60 VA/500 VA	60 VA/500 VA					

# Arteor™ other functions Radio/ZigBee® (continued)




0 882 91




0 672 50




Support frame and plate selection charts p. 88-95

Pack	Cat.Nos	Indoor motion detector
1	0 882 91	 <p>Used to control a scenario by detecting movement, especially switching on lights automatically to create an illuminated pathway (from the bedroom to the WC for example)                      Infrared detection (range 11 m, time delay between 3 and 60 min, detection angle: 85°, light level threshold between 20 and 1000 lux)                      Set by mobile configurators Cat. Nos. 0 882 30/35                      Supplied with fixing base                      Detection at night only or night and day                      Is installed on the wall at the desired location                      2 AA batteries</p>

Pack	Cat.Nos	Indoor temperature sensor
1	0 883 30	<p>IP 21                      For indoor use only                      Setting: 2 temperature thresholds                      Temperature ranges: from - 10°C to + 40°C                      Can be used to initiate 2 scenarios when the temperature is higher than the high threshold or lower than the low threshold</p>

Pack	Cat.Nos	20 A switches - receivers
1	5 735 50	<p>Can be activated by any other radio device                      To be equipped with round or square key cover plates and Magnesium circle for control                      To be equipped with 2-module plates and 2-module support frames (p. 78-87)                      To be installed in flush-mounting boxes min. depth 40 mm</p> 

Pack	Cat.Nos	BUS/SCS-Radio/ZigBee® Arteor gateways
1	0 672 50	<p>To be equipped with round or square key cover plates and Magnesium circle for control, to be equipped with 2-module plates and 2-module support frames (p. 78-87)                      To be installed in flush-mounting boxes min. depth 40 mm                      Used to link a BUS/SCS installation and an additional Radio/ZigBee® installation                      Used to control up to 32 transmitters</p> 

Pack	Cat.Nos	Transmitter with auxiliary inputs
1	0 883 31	<p>Can be used to initiate ON/OFF on closing or opening of a volt-free contact                      For controlling a Radio/ ZigBee® installation using commercially-available detectors (eg: light sensitive switch, moisture sensor)                      Fits behind a traditional switch, without damage to the walls, to control a Radio/ZigBee® switch</p>


# Arteor™ lighting control and automation mechanisms BUS/SCS



0 675 52

F401

5 739 05



Key covers for micropush control mechanisms

p. 107

Support frame and plate selection charts p. 88-95  
 Technical characteristics p. 122

Pack	Cat.Nos	Basic control mechanisms
1	0 675 52	For controlling a controller (eg: lighting, shutters or lighting + shutters) depending on the selected configuration Used to manage groups of functions and centralise them (scenario switch type) To be installed in flush-mounting boxes <b>Micropush control mechanisms</b> To be equipped with key covers (p. 107), support frames and plates (p. 78-87) 2 modules For controlling 1 or 2 controllers
1	0 675 54	3 modules For controlling up to 3 controllers

Pack	Cat.Nos	Multi-functions control mechanisms
1	0 675 53	For controlling 1 or 2 controllers (eg: ON/OFF, shutters, scenario control) sound system, door release control, dimming: gradual switching on or off depending on the selected configuration To be installed in flush-mounting boxes <b>Micropush control mechanism</b> To be equipped with key covers (p. 107), support frames and plates (p. 78-87) Can control up to 4 scenarios 2 modules
1	5 739 04	<b>Touch control mechanisms - 2 modules</b> Supplied complete, equipped with white or black touch plates Can control up to 4 scenarios ● White - for BS flush-mounting boxes ● Black - for BS flush-mounting boxes 
1	5 739 05	
1	5 739 06	● White - for 2"x 4" flush-mounting boxes ● Black - for 2"x 4" flush-mounting boxes 
1	5 739 07	
1	5 739 12	<b>Touch control mechanisms - 3 modules</b> Supplied complete, equipped with white or black touch plates Can control up to 6 scenarios For installation in BS, Italian or US flush-mounting boxes ● White ● Black 
1	5 739 13	

Pack	Cat.Nos	Flush-mounting controller with built-in control
1	0 675 56	For controlling two lighting circuits or a blind motor Slat orientation control 2 outputs - 2 A 230 V power supply To be installed in flush-mounting boxes To be equipped with key covers (p. 107), support frames and plates (p. 78-87)

Pack	Cat.Nos	Advanced rolling shutter management devices
1	F401	<b>2-relay controller for the driving of a motor</b> Maximum motor power: 500 W, 230 Vac Logic relay interlocking 2 DIN modules
1	0 675 57	<b>Controller with integrated control for the driving of a motor</b> To be fitted with STOP key cover, items 574545/46/47/48, and rolling shutter key cover, items 574515/16 and 574492/93, Arteor Program plates (p.92-101) and Batibox support Maximum motor power: 500 W, 230 Vac Logic relay interlocking Stop, up, down function Possibility of blade angle adjustment Recall of a previously saved opening/closing position Recording of the opening/closing position on the control using self-learning procedure
1	0 675 58	<b>Specific advanced motor management control</b> To be fitted with STOP key cover, items 574545/46/47/48, and rolling shutter key cover, items 574515/16 and 574492/93, Arteor Program plates (p.78-87) and Batibox support Point-point, room, group, and general control of the motor controlled rolling shutters, to be used in conjunction with actuators items F401 or 0 675 57 Stop, up, down function Possibility of blade angle adjustment Recall of a previously saved opening/closing position Recording of the opening/closing position on the control using self-learning procedure

# Arteor™ lighting control and automation mechanisms BUS/SCS (continued)



Support frame and plate selection charts p. 88-95

Pack	Cat.Nos	Scenario controllers
1	5 739 02	For controlling a number of controllers and managing 4 scenarios To be used in conjunction with scenario module Cat.No F420 Supplied complete with scenario identification label Equipped with round or square version cover plates To be equipped with support frames and plates (p. 78-87) 2 modules
1	5 739 03	
1	5 745 03	<ul style="list-style-type: none"> <li>● White</li> <li>● Magnesium</li> </ul>
1	5 745 04	

Pack	Cat.Nos	8 push-buttons control
1	0 675 92	For lighting, automation, sound diffusion and scenario functions  A5 sheets for the customisation of the symbols of item 0 675 92
1	3541	<ul style="list-style-type: none"> <li>● White</li> <li>● Black</li> </ul>
1	3542	

Pack	Cat.Nos	Touch screens
1	5 737 16	Used to control manually or by programming up to four of the following functions: control of 4 scenarios, display and centralised management of temperature (1 zone), sound system (display and selection of sound distribution sources, adjusting loudspeakers and setting the wake-up function), energy (display of consumption) and Load control management. Equipped with cover plates, to be equipped with support frames and plates (p.78-87)
1	5 737 17	

Pack	Cat.Nos	IR remote control
1	0 882 32	For remote control of equipment wired on the BUS (eg: lighting, shutters, etc. ) <b>Radio/ZigBee® - IR remote control</b> For use in conjunction with infrared receiver 5-scenario controller Supplied with batteries  
1	5 739 00	<b>IR receivers</b> Equipped with round version cover plates, to be equipped with support frames and plates (p. 78-87) Can take up to 4 control units Must be installed in the infrared remote control relay Cat.No 0 882 32 (the receiver sends the command from the remote control to the product concerned)
1	5 739 01	

# Arteor™ lighting control and automation key covers BUS/SCS



## n Selection chart for round or square key covers

key cover description	Modules	ROUND VERSION			SQUARE VERSION		
			White ●	Magnesium ●		White ●	Magnesium ●
Regulation symbol left-hand side mounting	1		5 745 05	5 745 06		5 744 87	5 744 86
Regulation symbol right-hand side mounting	1		5 745 07	5 745 08			
Regulation symbol	2		5 745 37	5 745 38		5 744 89	5 744 88
Light symbol anyside mounting	1		5 745 17	5 745 18		5 744 75	5 744 74
Light symbol	2		5 745 43	5 745 44		5 744 77	5 744 76
Dimmer symbol left-hand side mounting	1		5 745 20	5 745 22		5 744 69	5 744 68
Dimmer symbol right-hand side mounting	1		5 745 19	5 745 21			
Dimmer symbol	2		5 745 41	5 745 42		5 744 71	5 744 70
Up/Down symbol any side mounting	1		5 745 15	5 745 16		5 744 93	5 744 92
Up/Down symbol	2		5 745 35	5 745 36		5 744 95	5 744 94
GEN marking	2		5 745 39	5 745 40		5 744 73	5 744 72
GEN/ON/OFF marking left-hand side mounting	1		5 745 24	5 745 26		5 744 83	5 744 82
GEN/ON/OFF marking right-hand side mounting	1		5 745 23	5 745 25			
GEN/ON/OFF marking	2		5 745 31	5 745 32		5 744 85	5 744 84
ON/OFF marking left-hand side mounting	1		5 745 28	5 745 30		5 744 79	5 744 78
ON/OFF marking right-hand side mounting	1		5 745 27	5 745 29			
ON/OFF marking	2		5 745 33	5 745 34		5 744 81	5 744 80
Sound source selection right-hand mounting	1		5 745 11	5 745 12		5 744 91	5 744 90
Shutter STOP marking any side mounting	1		5 745 45	5 745 46		5 745 47	5 745 48
Without marking any side mounting	1		5 745 09	5 745 10		5 744 65	5 744 64
Without marking	2		5 745 13	5 745 14		5 744 67	5 744 66

# Arteor™ modular equipment for lighting control and automation BUS/SCS



F414



0 026 02



F420



F425



F422



Load selection charts p. 109  
Technical characteristics p. 122

Pack	Cat.Nos	Multi-application DIN controllers
		NO contact For lighting (residential), shutters and motors 2 DIN modules 17.5 mm
1	F411/1N	1 output 16 A - old item 0 038 41
1	F411/2	2 outputs 10 A - old item 0 038 42
1	F411/4	4 output 6 A - common phase - old item 0 038 44
		<b>DIN controllers for dimming</b> For use in conjunction with loads and control mechanisms (p.107) for dimming control
1	F414	<b>For incandescent, halogen and ferromagnetic loads</b> Load: 60 - 1000 W / 230 VA - 50 Hz 4 DIN modules 17.5 mm - old item 0 036 52
1	F415	<b>For electronic transformers loads</b> 1 output Load: 0.25 to 1.7 A / 230 VA - 50 Hz 4 DIN modules 17.5 mm - old item 0 036 53
1	F418	<b>For dimmer LEDs, compact fluorescent lamps CFL, energy saving halogen lamps and electronics transformers</b> 1 output - 300 VA maximum 230 Va.c. - 150 VA maximum 127 Vd.c. 4 DIN modules 17.5 mm
1	F413N	<b>For 1-10 V ballasts</b> Load: 500 VA maximum 2 DIN modules 17.5 mm - old item 0 036 56
1	0 026 11	1 output - 1000 VA maximum 6 DIN modules 17.5 mm
1	0 026 31	<b>For DALI protocol</b> Enables communication between the BUS/SCS installation and the lighting appliances controlled by DALI protocol 6 DIN modules 17.5 mm
1	0 026 21	<b>For incandescent, halogen 230 V, ELV halogen with electronic or ferromagnetic transformer</b> 6 DIN modules 17.5 mm Automatic recognition of the load
1	0 026 22	1 output - 1000 W maximum 2 outputs - 400 W maximum per output
		<b>DIN on/off lighting controllers</b>
1	0 026 01	For lighting (commercial sector) 2 outputs 16 A 4 DIN modules 17.5 mm
1	0 026 02	4 outputs 16 A 6 DIN modules 17.5 mm

Pack	Cat.Nos	BUS power supplies
		<b>27 V= - 1.2 A</b> Maximum consumption: 300 mA Maximum current supplied: 1.2 A 8 DIN modules 17.5 mm
1	E46ADCN	Input voltage: 230 VA output voltage 27 V= - old item 0 035 60
1	E46ADCN/127	Input voltage: 127 VA output voltage 27 V= - old item 5 739 97
		<b>27 V= - 0.6 A</b> Maximum current supplied: 0.6 A 2 DIN modules 17.5 mm
1	E49	Input voltage: 230 VA output voltage 27 V= - old item 0 035 67
		<b>RJ adaptor</b> For connecting Cat.Nos 026 02/21/22/11 to the BUS Male connector
10	0 488 72	
		<b>Contact interfaces</b> Allow the connection between traditional wiring devices such as switches, time delay switches or external sensors 2 independent contacts 2 DIN modules 17.5 mm - old item 0 035 53
1	F428	Basic modularity to be installed in flush-mounting box
1	3477	- old item 5 739 96
		<b>Additional DIN devices</b>
1	F425	<b>Memory module for actuators</b> Restore the last state of an actuator in case of a power failure 2 DIN modules 17.5 mm - old item 0 035 52
1	F420	<b>Scenario module</b> Allows creation of scenarios by linking different functions. Up to 16 scenarios 2 DIN modules 17.5 mm - old item 0 035 51
1	F422	<b>SCS-SCS gateway (extension)</b> Allows the extension of the installation or the integration between different functions Suitable for larger installations 2 DIN modules 17.5 mm - old item 0 035 62

# Arteor™ lighting control and automation BUS/SCS

## n Actuators and dimmers max. loads at 230 V

		Universal								
		Leading edge			Trailing edge					
Cat.Nos		Incandescent lamp	Halogen lamp	ELV halogen with ferromagnetic transformer	ELV halogen with electronic transformer	Fluorescent tube	Compact fluorescent lamp	LED	Fluorescent lamps with 0-10 V ballast	Reducer motor for shutter
ACTUATORS	F411/1N	3500 W	3500 W	1000 VA	1000 VA	1000 VA	1000 VA			
	F411/2	2300 W	2300 W	500 VA	250 VA	250 VA	250 VA			500 W
	F411/4	1400 W	1400 W	500 VA	70 VA	70 VA	70 VA			500 W
	0 026 01	2 x 3600 W	2 x 3600 W	2 x 3600 VA	2 x 3600 VA	2 x 1000 VA	2 x 1000 VA	-	-	-
	0 026 02	4 x 1000 W	4 x 1000 W	4 x 500 VA	4 x 500 VA	4 x 500 VA	4 x 500 VA	4 x 500 VA		
DIMMERS	F413N							10 x 55 W	10 x 55 VA	
	0 026 11								1000 VA - 50 mA	
	0 026 21	1000 W	1000 W	500 VA	500 VA					
	0 026 22	2 x 500 W	2 x 500 W	2 x 250 VA	2 x 500 VA					
	F414	1000 W	1000 W	1000 VA						
	F415				400 VA					
	F418	300 W	300 W		300 VA		300 VA	300 VA		

## n Actuators and dimmers max. loads at 110 V

		Universal								
		Leading edge			Trailing edge					
Cat.Nos		Incandescent lamp	Halogen lamp	ELV halogen with ferromagnetic transformer	ELV halogen with electronic transformer	Fluorescent tube	Compact fluorescent lamp	LED	Fluorescent lamps with 0-10 V ballast	Reducer motor for shutter
ACTUATORS	F411/1N	1750 W	1750 W	500 VA	500 VA	500 VA	500 VA			
	F411/2	1150 W	1150 W	250 VA	125 VA	125 VA	125 VA			250 W
	F411/4	700 W	700 W	250 VA	35 VA	35 VA	35 VA			250 W
	0 026 01	2 x 1800 W	2 x 1800 W	2 x 1800 VA	2 x 1800 VA	2 x 500 VA	2 x 500 VA	-	-	-
	0 026 02	4 x 500 W	4 x 500 W	4 x 250 VA	4 x 250 VA	4 x 250 VA	4 x 250 VA	4 x 250 VA		
DIMMERS	F413N									
	0 026 11								500 VA - 50 mA	
	0 026 21	500 W	500 W	250 VA	250 VA					
	0 026 22	2 x 250 W	2 x 250 W	2 x 175 VA	2 x 175 VA					
	F414									
	F415									
	F418	150 W	150 W		150 VA		150 VA	150 VA		



# Arteor™ lighting control and automation BUS/SCS sensors and accessories



0 488 23  
(directional head)

3501/AUX

3501/CEN

3501K



Technical characteristics p. 122

Pack	Cat.Nos	180° Corner sensors
1	0 488 24	<p>Supplied with fixing base Connect to 2 circuit controller Cat.No 0 488 50 by cord or RJ 45 cable or BUS/SCS cable fitted with RJ 45 connector Cat.No 0 488 72</p> <p><b>180° corner sensor - Detection field 45 m<sup>2</sup> - for small offices</b></p> <p>📡 PIR - Maximum range 8 m - IP 42 Optimum distance between 2 sensors: 6 m Consumption 0.2 W on standby RJ 45 connection All loads 10 A - 240 V</p>
1	0 488 23	<p><b>180° corner sensor - Detection field 90 m<sup>2</sup> - for conference rooms &amp; large offices</b></p> <p>📡 Dual-tech - Maximum range 11 m - IP 42 With directional head Optimum distance between 2 sensors: 10 m Consumption 0.2 W on standby RJ 45 connection All loads 10 A - 240 V</p>
1	Arteor 5 740 46	<p><b>180° switch sensors</b> Detection field 15 m<sup>2</sup></p> <p><b>Occupancy sensors</b></p> <p>📡 PIR -Maximum range 10 m - IP 41</p> <ul style="list-style-type: none"> <li>● White</li> <li>● Magnesium</li> </ul>
1	Arteor 5 740 48	<p><b>Vacancy sensors</b></p> <p>📡 Dual-tech - Maximum range 10 m - IP 41</p> <ul style="list-style-type: none"> <li>● White</li> <li>● Magnesium</li> </ul>
1	5 740 96	

Pack	Cat.Nos	BUS/SCS cables
1	L4669	Conform to IEC 45-5 and IEC 20-20 Grey Length 100 m - old item 0 492 31
1	L4669/500	Length 500 m - old item 0 492 32
1	L4669KM1	Length 1000 m. Supplied on wooden reels

Pack	Cat.Nos	BUS spare clamp
10	0 492 22	Used to connect the various system components (controls, dimmers, etc) to the BUS line Male connector

Pack	Cat.Nos	USB cable
1	0 492 34	Programming cable

Pack	Cat.Nos	Plug-in jumpers	Old Item
10	3501/0	0	0 492 00
10	3501/1	1	0 492 01
10	3501/2	2	0 492 02
10	3501/3	3	0 492 03
10	3501/4	4	0 492 04
10	3501/5	5	0 492 05
10	3501/6	6	0 492 06
10	3501/7	7	0 492 07
10	3501/8	8	0 492 08
10	3501/9	9	0 492 09
5	3501/GEN	GEN	0 492 10
5	3501/GR	GR	0 492 11
5	3501/AMB	AMB	0 492 12
5	3501/AUX	AUX	0 492 13
5	3501/ON	ON	0 492 14
5	3501/OFF	OFF	0 492 15
5	3501/O/I	O/I	0 492 16
5	3501/PUL	PUL	0 492 17
5	3501/SLA	SLA	0 492 18
5	3501/CEN	CEN	0 492 19
5	3501/T	↑↓	0 492 20
5	3501/TM	↑JM	0 492 21
1	3501K/1	Kit with: AUX, GEN, GR, AMB, ON, OFF, O/I, PUL, SLA,CEN, ↑↓, ↑JM (10 pieces of each figure)	0 492 37
1	3501K	Kit with «0 to 9» jumpers (10 of each number)	0 261 45
1	3502	<b>Plier</b> Plier for plug-in in jumpers	

Pack	Cat.Nos	Virtual configuration software
1	3504	Used to configure mechanisms and controllers in the installation for applications such as lighting, shutters and temperature control For use in conjunction with TCP-IP web servers F454 (p. 120) Comprising: 1 CD with software for PC



# Arteor™ temperature control BUS/SCS



5 739 19



5 739 20



5 739 23




5 739 24



5 737 17



Support frame and plate selection charts p. 88-95  
 Technical characteristics p. 123

Pack	Cat.Nos	Central units for temperature control
1	5 739 18	Equipped with square version keypad cover plates To be equipped with special plates (p. 92,93) Supplied with flush-mounting box and 7.2 V battery Cat.No 3506 Can manage up to 99 zones ● White ● Magnesium
1	5 739 19	
1	0 674 59	<b>Display thermostat</b>  Flush mounted thermostat with backlit display. It can be used to control the temperature of an individual zone, both if a temperature central unit is and is not present. It features a temperature probe and an input for the connection of a contact line (e.g. window contact). It can be used for the management of different types of systems, and the adjustment of the fan speed when fan coils are used. Possibility of automatic operation (summer/winter), with compatible systems. Connection to SCS BUS – 2 modules.

Pack	Cat.Nos	Probes
1	5 739 20	To control the room temperature of heating and cooling system Equipped with square version cover plates To be equipped with plates (p. 78-87) To be installed in flush-mounting boxes 2 modules <b>Standard</b> Temperature setting range: from 3 °C to 40 °C ● White ● Magnesium
1	5 739 21	
1	5 739 22	<b>With knob</b> Temperature setting range: from 3 °C to 40 °C with knob for adjustment of +/- 3 °C relative to the set temperature and for the modality selection ● White ● Magnesium
1	5 739 23	
1	5 739 24	<b>With manual/automatic speed selection for fan coil</b> Temperature setting range: from 3 °C to 40 °C with manual/automatic speed selection for fan-coil ● White ● Magnesium
1	5 739 25	

Pack	Cat.Nos	Touch screens
1	5 737 16	Used to control manually or by programming up to four of the following functions: control of 4 scenarios, display and centralised management of temperature (1 zone), sound system (display and selection of sound distribution sources, adjusting loudspeakers and setting the wake-up function), energy (display of consumption) and Load control management. Equipped with cover plates, to be equipped with support frames and plates (p. 78-87) ● White - old item 5 739 16 ● Magnesium - old item 5 739 17
1	5 737 17	

# Arteor™ temperature control BUS/SCS



F430/2



F430/4



F482






Technical characteristics p. 123

## DIN rail actuators 100/240 VA - 50/60 Hz

Pack	Cat.Nos	Description
1	F430/2	<b>Actuator with 2 independent relays</b> For single and double loads: 6 A resistive, 3 A motorised valves and pumps 2 DIN modules 17.5 mm Old item 0 035 79
1	F430/4	<b>Actuator with 4 independent relays</b> For single, double or mixed loads: 6 A resistive, 3 A motorised valves, pumps and fan-coils 2 DIN modules 17.5 mm Old item 0 035 80

## DIN actuators for the control of ON/OFF valves, motorised valves, pumps and fan coils with 0-10V proportional valves

1	F430R8	 Actuator with 8 independent relays for the control of on-off valves, motorised valves (open-close and three-point valves), pumps and fan coils with 2 and 4 tubes – 4A resistive, 1A motorised valves, pumps and fan coils – connection to SCS BUS – 4 DIN modules
1	F430R3V10	 Actuator with 3 independent relays and 2 x 0-10 Volt outputs for the control of fan coils with 2 and 4 tubes with 0-10 Volt proportional valves – 4A resistive, 1A fan coils – connection to SCS BUS – 4 DIN modules
1	F430V10	 Actuator with 2 x 0-10 Volt outputs for the control of 0-10 proportional valves – connection to SCS BUS – 2 DIN modules

## BUS power supplies

Pack	Cat.Nos	Description
1	E46ADCN	<b>27 V= - 1.2 A</b> Maximum consumption: 300 mA Maximum current supplied: 1.2 A 8 DIN modules 17.5 mm Input voltage: 230 VA output voltage 27 V= - old item 0 035 60
1	E46ADCN/127	Input voltage: 127 VA output voltage 27 V= - old item 5 739 97
1	E49	<b>27 V= - 0.6 A</b> Maximum current supplied: 0.6 A 2 DIN modules 17.5 mm Input voltage: 230 VA output voltage 27 V= - old item 0 035 67

## Battery for temperature control central unit


1	3506	7.2 V battery for central unit - old item 0 675 18
---	------	--

## SCS cables

1	L4669	Conform to IEC 45-5 and IEC 20-20 Grey Length 100 m - old item 0 492 31
1	L4669/500	Length 500 m - old item 0 492 32
1	L4669KM1	Length 1000 m. Supplied on wooden reels

## IR transmitter for splitter

1	3456	For controlling splitters in different modes (auto-hot- cold) - old item 0 883 01 Management of On/Off speeds (auto-low-medium or high) Temperature range between 16 °C and 30 °C Air conditioning remote control can "learn" the IR signal. Can be installed behind the air conditioning unit. Supplied complete with 2 m cable
---	------	--



3522

F520

3508 BUS

F522

Pack	Cat.Nos	Consumption indicators	Pack	Cat.Nos	Load and load shedding management
1	3522	<b>Pulse counter interface</b> Old item 0 035 54 Used to store data from a pulse counter (water, colorimetry, heat or gas) In countries where there is ATEX Directive it's mandatory to use a zener barrier/Galvanic insulation barrier between the pulse counter interface and the gas meter The barrier must answer to the ATEX directive and must be installed outside ATEX area Install one pulse counter interface per meter to measure the consumption individually Consumption data stored hour by hour, and kept for several years (12 years) Display can be in the form of histograms or statistical data Use a touch screen Cat.Nos 5 739 58, 0672 67/8 to display the consumption of the various meters	1	F521	<b>Central control unit</b> Old item 0 035 57 Used to define an energy threshold and manage load shedding priorities set on controllers to avoid unwanted breaks as a result of exceeding the energy contract Manages up to 63 controllers The max. authorised power threshold can be defined The settings can be activated/deactivated from the touch screen Instantaneous and cumulative display of circuit consumption on the touch screen Integrated memory module For installation in the consumer unit 1 DIN module 17.5 mm <b>Control with load monitoring</b> Equipped with square version cover plates To be equipped with support frames and plates (p. 78-87) Used to display the status of the load controlled by the central load control unit (Cat.No F521) and force operation of the load independently Used to force the load during normal operation and reactivate the load previously deactivated by the central control unit
1	F520	<b>Consumption indicator for 3 circuits</b> Old item 0 035 55 For single phase installations Supplied with a toroid and its link Each toroid can monitor one circuit The consumption indicator can take up to 3 toroids, for monitoring 3 separate circuits Several consumption indicators can be installed to monitor more than 3 circuits on the installation. Instantaneous and cumulative display of the consumption for each circuit and display of consumption on touch screens Cat.Nos 5 739 58, 0 672 67/8 Display can be in the form of histograms or statistical data Consumption data can be stored for 1 year, hour by hour, 2 years day by day or 12 years month by month	1 1	5 739 85 5 739 91	<ul style="list-style-type: none"> <li>● White</li> <li>● Magnesium</li> </ul>
1	3523	<b>Additional toroid</b> Old item 0 035 56 Operates with consumption indicator Cat.No F520 Also operates with controller Cat.No F522 for load diagnostics 90 A max. Cable cross-section 25 mm <sup>2</sup> max.	1	F523	<b>16 A controller</b> Old item 0 035 59 Used to define a priority level for a circuit in the context of a load shedding function For installation in the consumer unit 1 DIN module 17.5 mm Can be used as an electronic control box controller and/or an energy management controller
1	F524	<b>IP data concentrator</b> Old item 0 035 66 Used to display the data measured by the system via several web pages Can handle different billing rates Integrated memory for up to 10 pulse counter circuits Centralises the data from circuits/pulse counter Automatic backup onto SD card	1	F522	<b>16 A controller with consumption measurement</b> Old item 0 035 58 Used to define a priority level for a circuit in the context of a load shedding function For installation in the consumer unit 1 DIN module 17.5 mm Can be used as an electronic control box controller and/or an energy management controller Measures the consumption of the load being controlled and displays (via touch screen Cat.Nos 5 739 58, 0 672 67/8) instantaneous and cumulative consumption with separate reset - Diagnostics of the load being controlled with use of toroid Cat. No 3523
10	3508BUS	<b>Connectors</b> Spare parts for consumption indicator Cat.No F520 and controllers Cat.Nos F521, F522, F523 BUS connector, depth 3.81 mm - old item 0 492 44	10	3508U2	2-pole connector - old item 0 492 45
10	3508U3	3-pole connector - old item 0 492 46	10	3508U3	

# Arteor™ intruder alarm BUS/SCS



5 739 34



5 739 41



5 739 38



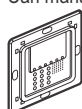
5 739 44



5 739 48

Support frame and plate selection charts p. 88-95  
 Technical characteristics p. 124

Pack	Cat.Nos	Central units for intruder alarm
1	5 739 34	Equipped with square version keypad cover plates To be equipped with special plates (p. 94, 95) Supplied with flush-mounting box Central unit with PSTN integrated telephone dialing device Allows manual activation/deactivation up of the system Can manage up to 72 detectors ● White ● Magnesium
1	5 739 35	

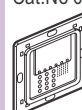


Pack	Cat.Nos	Detectors
1	5 739 36	<b>Fixed IR detectors</b> Volumetric presence detector with passive infrared rays Alarm signal LED with memory 8 meters range, 14 bands divided over 3 levels Possible activation of auxiliary prealarm channel Angular opening 105° ● White ● Magnesium
1	5 739 37	
1	5 739 38	<b>Adjustable IR detectors</b> Volumetric presence detector with passive infrared rays Alarm signal LED with memory 8 meters range, 14 bands divided over 3 levels Possible activation of auxiliary prealarm channel Angular opening can be divided from 105° to 0° Swivel lens on 2 axes ● White ● Magnesium
1	5 739 39	
1	5 739 40	<b>Double technology detectors (IR and MW)</b> Volumetric presence detector made up of two sensors: one infrared to detect hot bodies (IR) and one with microwaves to detect movements (MW) The alarm is only triggered when both detection technologies are activated ● White ● Magnesium
1	5 739 41	



Pack	Cat.Nos	Relay actuator modules
1	5 739 44	With multiple configuration with output via relay- contacts NO/NC, 24 V 0.4 A cos φ 0.4 To be used to repeat the alarm, activate an external device, repeat the system state and signal when battery is flat 2 DIN modules 17.5 mm - old item 0 035 91 Can be installed in a flush-mounting box depth 50 mm behind a wiring accessory or a blanking plate - old item 0 883 91
1	5 739 45	

Pack	Cat.Nos	Keypads
1	5 739 44	Equipped with square version cover plates <b>Alarm keypads</b> Activation/deactivation via numeric code 2 modules To be equipped with plates (p. 78-87) ● White ● Magnesium
1	5 739 45	
1	5 739 46	<b>Display keypads</b> Activation/deactivation keypad via numeric code Allow the visualization of information and manage other functions such as independent management of zones To be equipped with special plates (p. 78-87) Supplied with flush-mounting box and battery 7.2 V Cat.No 0 675 18 ○ White ● Magnesium
1	5 739 47	



Pack	Cat.Nos	Transponder readers
1	5 739 48	Equipped with square version cover plates To be equipped with plates (p. 78-87) To be installed in flush-mounting boxes 2 modules Transponder reader which activate/deactivate the system with the transponder (badge) Able to store up to 30 transponders ● White ● Magnesium
1	5 739 49	
3	3530S	<b>Transponders</b> Key card transponder to activate/deactivate the system - old item 0 035 75 Proximity card, 125 kHz technology, used to activate/deactivate the alarm. Supplied complete with label - old item 0 675 17
5	3540	



# Arteor™ intruder alarm BUS/SCS (continued)



5 739 84



3480



0 431 00



Technical characteristics p. 124

Pack	Cat.Nos	Sounders
1	5 739 84	<b>Indoor sounder</b> Can be installed in flush-mounting box Cat.Nos 0 893 79 and 0 892 79 To be equipped with 6 V battery Cat.No 3507/6 Sound intensity 90 dB(A) at 3 meters Protected against pulling off and tamperproof
1	0 844 24	<b>Outdoor sounder</b> Self-powered, self-protected against opening Emits a loud noise: 100 dB at 1 m Flashing light: 30 flashes a minute Use battery Cat.No 0 433 41 (fitted inside the siren)

Pack	Cat.Nos	Accessories
1	3507/06	<b>Batteries</b> 6 V - 0.55 Ah for indoor siren - old item 0 675 16
1	3506	7.2 V battery for central unit - old item 0 675 18
1	0 407 49	Lead battery 12 V - 7 Ah
1	E47ADCN	<b>Power supply</b> Old item 0 634 36 For installation in the consumer unit, self-protected against opening of the cabinet Output current: 1 A Output voltage: 24.5 V= 8 DIN modules 17.5 mm
1	L4669S	<b>SCS cable for intruder alarm</b> Supplied on a reel - Red Length 100 m - old item 6 831 59
10	L4630	<b>Tamper-proof device</b> Rod for self-monitoring against pulling off - old item 0 035 72
2	0 893 79	<b>Flush-mounting boxes</b> For dry partitions - 2 x 3 modules
2	0 892 79	For concrete walls - 2 x 3 modules

Pack	Cat.Nos	Opening detector interfaces
1	3480	Allow other brands sensors management through N/C contacts <b>Opening detector interfaces</b> Can be installed in a flush-mounting box Depth 50 mm behind a wiring accessory or a blanking plate - old item 0 675 13
1	F482	2 DIN modules 17.5 mm - old item 0 035 73
1	3480V12	<b>12 V opening detectors interfaces</b> Can be installed in a flush-mounting box Depth 50 mm behind a wiring accessory or a blanking plate - old item 0 883 02
1	F482V12	2 DIN modules 17.5 mm - old item 0 035 71

Pack	Cat.Nos	Peripheral opening detectors
		For use in conjunction with interface Cat.No 3480 or F482
10	0 431 00	<b>Magnetic opening detectors</b> Surface-mounting magnetic detector 1 spring blade switch to be fixed on the door frame 1 moving magnet to be fixed on the door leaf For use with mini-trunking 20 x 12.5 mm Cat.No 0 300 08
10	0 431 01	Flush-mounting magnetic detector For surveillance of non-magnetic doors Dimens.: Ø8 mm - length: 30 mm
1	0 431 08	Magnetic detector for garage door 1 foot to be fixed on the floor 1 magnet to be fixed on the door Supplied with 1 connection cable with steel casing
1	0 431 10	<b>Glass break detector</b> Detection over a radius of 1.5 m Ultrasound detection created by the glass breaking Glued on the door (adhesive supplied)
1	0 431 12	<b>Tread mat</b> Placed under object to be protected or under carpet and mat placed on the access path

Pack	Cat.Nos	Detection device for use in conjunction with interface Cat.No 3480
1	3482	<b>Flood sensor</b> In conjunction with a switch for local acknowledgement - old item 0 675 14

# Arteor™ sound diffusion BUS/SCS



0 675 55



5 745 06 5 745 12



5 739 26



5 739 29



L4566



5 737 16

Support frame and plate selection charts p. 88-95  
 Technical characteristics p. 125

Pack	Cat.Nos	Flush-mounting amplifiers
1	0 675 55	<b>2 x 1 Wrms - 2 modules</b> To be equipped with key covers, support frame and plate (p. 78-87) - old item 5 739 76
5	5 745 11	<b>Key covers - 1 module</b> For flush-mounting amplifier Cat.No 0 675 55
5	5 745 12	
5	5 745 05	● White - right-hand side mounting ● Magnesium - right-hand side mounting
5	5 745 06	
5	5 744 91	● White - left-hand side mounting ● Magnesium - left-hand side mounting
5	5 744 90	
5	5 744 87	● White - right-hand side mounting ● Magnesium - right-hand side mounting
5	5 744 86	

Pack	Cat.Nos	DIN rail amplifiers
1	F502	<b>2 x 1 Wrms</b> 2 x 1 Wrms - 100/240 VA 4 DIN 17.5 mm modules - old item 0 035 85
1	F503	<b>2 x 30 Wrms</b> 2 x 30 Wrms - 100/240 VA 10 DIN 17.5 mm modules - old item 0 035 83

Pack	Cat.Nos	RCA inputs
1	5 739 26	Equipped with square version cover plates To be equipped with plates (p. 78-87) For connecting a stereo source to the system 2 modules
1	5 739 27	

Pack	Cat.Nos	Flush-mounting loudspeakers
1	5 739 28	<b>8 ohms - 100 W - 50 Wrms</b> To be installed in flush-mounting box min. depth 80 mm
1	5 739 29	
1	5 739 77	<b>16 ohms - 12 W - 6 Wrms</b> To be installed in flush-mounting box Cat.Nos 0 893 79 or 0 892 79

Pack	Cat.Nos	Surface-mounting loudspeakers
1	L4567	8 ohms - 40 W - 20 Wrms - old item 5 739 30 8 ohms - 140 W - 70 Wrms - old item 5 397 78
1	L4569	

Pack	Cat.Nos	False ceiling loudspeakers
1	L4566	8 ohms - 100 W - 50 Wrms Ø240 mms - old item 5 739 81
1	L4566/10	8 ohms - 20 W - 10 Wrms Ø100 mm - old item 5 739 82
1	L4568	8 ohms - 50 W - 25 Wrms Dimensions: 600 x 600 mm (equal to false ceiling panel) - old item 5 739 83

Pack	Cat.Nos	Touch screens
1	5 737 16	Used to control manually or by programming up to four of the following functions: control of 4 scenarios, display and centralised management of temperature (1 zone), sound system (display and selection of sound distribution sources, adjusting loudspeakers and setting the wake-up function), energy (display of consumption) and Load control management Equipped with cover plates To be equipped with support frames and plates (p. 92-101)
1	5 737 17	

Pack	Cat.Nos	Flush-mounting boxes
2	0 893 79	For loudspeaker Cat.No 5 739 77
2	0 892 79	For dry partitions - 2 x 3 modules For concrete walls - 2 x 3 modules

# Arteor™ sound diffusion BUS/SCS (continued)



Technical characteristics p. 125

**Connectors**

Pack	Cat.Nos	Description
1	5 739 32	Equipped with white or magnesium square version cover plates To be equipped with support frames and plates (p. 78-87) 8 contact connector to link interface Cat.No L4561N to the BUS 1 module ● White ● Magnesium
1	5 739 33	

**Audio/video signal distribution devices**

1	F441M	Multi-channel matrix with cross-connection, mixing switch functions for distribution of: the stereo sound source signal and audio/video signals 8 inputs (first 4 for the 2-wire audio/video system and others for stereo sound source) 8 outputs 10 DIN modules 17.5 mm - old item 0 035 84
1	F441	Audio/video node for mixing audio/video sources (max. 4 sources) 6 DIN modules 17.5 mm - old item 5 739 98

**DIN RDS radio source**

1	F500N	RDS stereo radio tuner with coaxial connector for external aerial antenna Supplied with depth compensator for DIN rail 4 DIN modules 17.5 mm - old item 0 035 82
---	-------	--

**DIN stereo control source**

1	L4561N	For stereo sources IR remote control possible RCA/RCA and jack cables to connect to IR transmitters 4 DIN modules 17.5 mm - old item 0 035 86
---	--------	--

**Sound output**

1	3496	Sound output for touch screen 3.5" and 10" (p. 118) Works as a source for sound diffusion system - old item 5 740 44
---	------	---

**Attenuator**

1	3499	To be connected at the end of the line of the outputs of audio/video node and multi-channel matrix - old item 0 035 89
---	------	--

**Insulator for sound sources**

1	3495	Isolates the 27 V sound system from 230 V external sources For use with RCA input - old item 5 739 88
---	------	--

**Power supplies**

1	346000	Power supply unit for sound system Input voltage: 230 V output voltage 27 V= Maximum consumption 1 A 8 DIN modules 17.5 mm - old item 0 634 35
1	5 739 90	Power supply unit for sound system Input voltage: 127 V output voltage 27 V= Maximum consumption 1 A 8 DIN modules 17.5 mm

**BUS cable**

1	336904	For sound diffusion and video door entry system 200 m - old item 5 739 99
---	--------	--

**BUS cord**

5	L4668BUS/60	600 mm - old item 5 740 45
---	-------------	----------------------------

# Arteor™ home system management BUS/SCS



5 737 16



5 739 58



0 672 67

Support frame and plate selection charts p. 88-95

Pack	Cat.Nos	Local management	Pack	Cat.Nos	Remote management
1	5 737 16	<b>1.2" touch screens</b> Used to control manually or by programming up to four of the following functions: control of 4 scenarios, display and centralised management of temperature (1 zone), sound system (display and selection of sound distribution sources, adjusting loudspeakers and setting the wake-up function), energy (display of consumption) and Load control management. Equipped with cover plates, to be equipped with support frames and plates (p. 78-87) ● White - old item 5 739 16 ● Magnesium - old item 5 739 17	1	F454	<b>Web server gateway TCP-IP</b> Allows the communication between a BUS/SCS installation and a TCP/IP network 6 DIN modules 17.5 mm Old item 0 035 98
1	5 737 17		1	0 492 49	
1	5 739 58	<b>3.5" touch screen</b> 3.5" touch screen used to control the following BUS functions: - Triggering scenarios - Light and roller blind control - Temperature display and management - Alarm activation/deactivation - Sound system management in conjunction with consumption indicator Cat.No F520 (p. 113), display of consumption of the installation New features: open protocol intergrated, more powerful processor, front USB access. To be installed in flush-mounting box Cat.Nos 0 892 79 or 0 893 79 Equipped with surround, to be equipped with special plates (p. 92, 93) - old item 5 739 60	1	MH200N	<b>Other devices</b> <b>Supervision software</b> Can be used in order to tune up the system's functions through a computer, and to follow them on real time basis <b>Scenario scheduler</b> Allows setting up of up to 300 scenarios with pre-set conditions (time and logical type) 6 DIN modules 17.5 mm. Old item 0 035 65. <b>Scenario scheduler power supply</b> Provides power for Web server and scenario scheduler Cat.No MH200N. 2 DIN modules 17.5 mm Old item 0 634 42
1	0 672 68		1	F450	
1	0 672 67	<b>New generation 10" multimedia video touch screen</b> 10" touch screen performing the functions of an internal unit and a touch screen The new graphic interface enables different kinds of customisations Integrated web navigator It gives the possibility of controlling all the My Home functions from one single point of the home: - performing of scenarios - switching on/off, and dimming of lights - shutter control - temperature display and management - energy management: consumption display and load shedding - enabling/disabling of the burglar alarm, with display of alarms, and creation of security zones - sound system management: selection of music sources, volume adjustment... - video door entry system call management - management of multimedia content (photo frame, audio player, MP3...) Wall mounted installation, support supplied Requires a power supply item 3 460 20 ● White - old item 5 739 62 ● Black - old item 5 739 63	2	0 893 79	<b>Open/Bacnet Gateway</b> Interface for the remote control with Touch Screen of devices Bacnet as Fancoil units, AC units, underfloor heating.
1	0 892 79		2	0 892 79	



# Arteor™ door entry system BUS/SCS



5 739 50



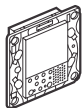
5 739 52



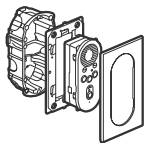
5 739 54

Support frame and plate selection charts p. 88-95  
 Technical characteristics p. 121, 125

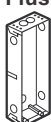
Pack	Cat.Nos	Video internal display units
1	5 739 50	Hands-free internal unit 2.5" LCD colour display Possible integration in BUS system Equipped with White or Magnesium cover plates, to be equipped with special plates (p. 92, 93) To be installed in flush-mounting box Cat.Nos 0 893 79 or 0 892 79 ● White ● Magnesium
1	5 739 51	



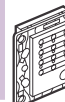
Pack	Cat.Nos	Audio internal display units
1	5 740 11 <sup>1</sup>	Equipped with: - microphone - loudspeaker - 2 hang-up push-buttons - 1 door release push-button - 2 auxiliary push-buttons for other functions Volume adjustment for communication and call tone, and with bell cut-off indicator Allows intercom between several rooms Supplied complete with special flush-mounting box, cover plate and plate ● White ● Magnesium
1	5 743 11 <sup>2</sup>	



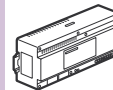
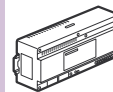
Pack	Cat.Nos	Video/audio street panels
1	5 740 40	<b>Street panel</b> Electronic module including: speaker phone module, motorised camera and colour display Possible access via integrated proximity card reader Supplied with programming and configuration software
1	5 740 41	<b>Cover plate</b> Vandalproof steel finish cover plate and support frame With key for assembly
1	5 740 42	<b>Flush mounting box</b> Vandalproof flush-mounting box



Pack	Cat.Nos	Optional cameras
1	5 739 86	<b>For outdoor use</b> 2-wire colour camera 
1	5 739 52	<b>For flush-mounting</b> 2-wire colour camera with swiveling lens Automatic adjustment of focus and brightness Built-in microphone Equipped with cover plates, to be equipped with support frames and plates (p. 78-87) To be installed in flush-mounting box 2 modules ● White ● Magnesium
1	5 739 53	
1	5 739 54	<b>BUS alarm modules</b> 8 alarm sensor inputs Signalling of alarm on a video internal unit or a concierge switchboard Equipped with cover plates To be equipped with special plates (p. 92, 93) To be installed in flush-mounting box Cat.Nos 0 893 79 or 0 892 79 ● White ● Magnesium
1	5 739 55	



Pack	Cat.Nos	Power supplies
1	346000	Power supply unit for sound system Input voltage: 230 VA output voltage 27 V= Maximum consumption 1 A 8 DIN modules 17.5 mm Old item 0 634 35
1	5 739 90	Power supply unit for sound system Input voltage: 127 VA output voltage 27 V= Maximum consumption 1 A 8 DIN modules 17.5 mm
2	0 893 79	<b>Flush-mounting boxes</b> For video display unit Cat.Nos 5 739 50/51 For dry partitions - 2 x 3 modules For concrete walls - 2 x 3 modules
2	0 892 79	



1 : Supplied with White plate  
 2 : Supplied with Mirror Black plate

# Arteor™ accessories for BUS/SCS video door entry system



Pack	Cat.Nos	Accessories for video door entry systems
1	346020	<b>Additional power supply</b> 220-240 V - 50/60 Hz Output 1-2 27 V= 600 mA 2 DIN modules 17.5 mm Old item 0 634 42
1	0 408 98	<b>Electric door release with latch</b> For left or right opening. 12 VA or = 6 W - 158 x 26 x 32 mm
1	3 749 00	<b>Door release</b> Door release - 12 VA /880 mA
1	0 634 41	<b>Relay for door release</b> Relay for 12 V= release (powered by BUS) for gate or electromagnetic lock electronic control boxes An exit pushbutton can be connected Used to increase the time delay up to 10 minutes (set by a configuration jumper) Permissible output current: 4 A Stabilised current: 250 mA at 30 ohms 4 x 17.5 mm DIN modules
1	0 634 31	<b>Interface for auxiliary control</b> Relay for auxiliary commands Allows the connection of auxiliary functions such as lighting, automatic door opening... 4 DIN modules 17.5 mm To be equipped with configuration jumpers, to be ordered separately
1	0 634 00	<b>Configuration jumpers</b> Composed of 13 jumpers n° 1, 3 jumpers n° 2, 2 jumpers n° 3, 2 jumpers n° 4, 2 jumpers n° 5, 2 jumpers n° 6, 2 jumpers n° 7, 2 jumpers n° 8, 2 jumpers n° 9, 2 jumpers n° 0
1	0 634 33	<b>Door release relay</b> Door release relay NC/NO volt-free contact: max 24 V= - 8 A resistive, 4 A inductive 2 DIN modules 17.5 mm
1	0 634 38	<b>Intercommunication module for up to 5 units</b> For communication between the various indoor panels in the house Max. capacity: 5 units 4 DIN modules 17.5 mm
1	0 634 39	<b>Extension interface</b> Increases the operational performance of the system (e.g.: distance between the entrance panel and the indoor panels)

Pack	Cat.Nos	Accessories for video door entry systems
1	0 634 34	<b>2-wire video adaptor</b> Video adaptor Use one adaptor per power supply 2 DIN modules 17.5 mm
1	0 634 32	<b>Video signal distributor</b> Video distributor with 4 outputs for intercom module for up to 5 units
1	5 740 38	<b>Video signal converter</b> Video signal converter from coaxial to 2-wire bus for 12 V= CCTV cameras: the CCTV camera is directly supplied via a terminal
1	5 740 39	<b>2-wire/IP interface</b> For extended systems with IP backbone and 2-wire support
1	5 740 43	<b>Virtual switchboard software</b> Virtual switchboard software for managing entryphone and video entryphone calls The software (for Windows operating systems) can be installed on any fixed or mobile PC and is used to receive, manage and transfer calls from inside and outside Offers home video control with cyclical CCTV vision, day and night functions and the ability to display the alarms present in the various apartments - Operating systems supported: Microsoft Windows XP Service Pack 2 and Windows Vista - Software required: NET Framework 2.0 or later
1	F441	<b>Audio/vidEOSignal distribution devices</b> Audio/video node for mixing audio/video sources (max. 4 sources) 6 DIN modules 17.5 mm - old item 5 739 98
1	F441M	Multi-channel matrix with cross-connection, mixing switch functions for distribution of: the stereo sound source signal and audio/video signals 8 inputs (first 4 for the 2-wire audio/video system and others for stereo sound source) 8 outputs 10 DIN modules 17.5 mm - old item 0 035 84
1	336904	<b>BUS cable</b> For sound diffusion and video door entry system 200 m - old item 5 739 99

## Arteor™ video door entry system kits BUS/SCS



5 740 32 (see composition below)



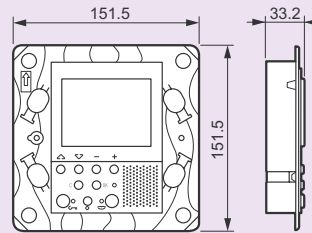
Technical characteristics p. 125

### Pack Cat.Nos Video door entry system kits

Pack	Cat.Nos	Video door entry system kits
1	5 740 32	<b>For 1 apartment or villa</b> Comprising: - 1 street panel supplied complete with special flush-mounting box - 1 hands-free video internal unit equipped with colour display and supplied with special flush-mounting box, support frame and Mirror white plate - 1 power supply - 1 video adaptor Possibility to install up to 4 internal video or audio units
1	5 740 33	<b>For 2 apartments</b> Comprising : - 1 street panel supplied complete with special flush mounting box - 2 hands-free video internal units equipped with colour display and supplied with special flush mounting box, support frame and Mirror white plate - 1 power supply - 1 video adaptor Possibility to install up to 2 internal video or audio units

## Arteor™ door entry system BUS/SCS

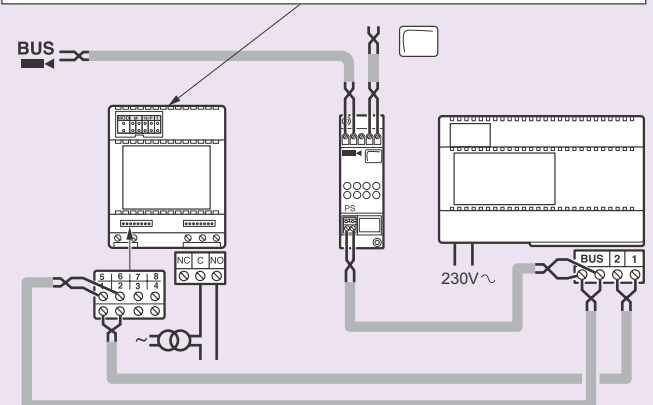
### Dimensions of video internal display units Cat.Nos 5 739 50/51



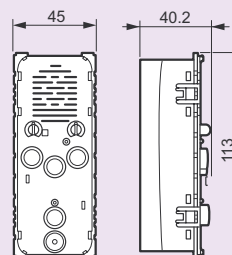
### Installation distances for video door entry systems

	Video internal unit	Power supply	Street panel
> 0.2 mm <sup>2</sup>	50 m	50 m	50 m (total max. distance)
PT278 (28 mm <sup>2</sup> )	90 m	115 m	150 m (total max. distance)
SYT 6/10-SYT 5/10 (0,5 mm <sup>2</sup> )	60 m	80 m	140 m (total max. distance)
SYT 9/10-SYT 8/10 (1 mm <sup>2</sup> )	200 m	200 m	200 m (total max. distance)

INDEX	T = 0	T = 1	T = 2	T = 3	T = 4	T = 5	T = 6	T = 7	T = 8	2b
	3'	1"	3"	6"	10"	1'	6'	10'		



### Dimensions of audio internal units Cat.Nos 5 740 11 and 5 743 11



### Installation distances for audio door entry systems

	Audio internal unit	Power supply	Street panel	Door release
0.28 mm <sup>2</sup>	140 m	200 m	30 m	340 m
0.50 mm <sup>2</sup>	210 m	290 m	50 m	500 m
1 mm <sup>2</sup>	420 m	580 m	100 m	1000 m

# Arteor™ lighting control and automation BUS/SCS

## n System principle

The Lighting Control system allows the management of different functions in a simultaneous and integrated way. All the components of the Lighting Control system are interconnected via an electronic circuit that can be programmed: the BUS. The information is exchanged through the 2 wire BUS cable at low voltage (27 V=)

There are two types of devices in the system:

- the controls units, which are connected only to the BUS cable and
- the actuators, connected both, to the BUS cable and to the 230VA power line for managing the connected load

When the Lighting Control system devices are configured properly, it is possible to manage the load as follows:

- control for a single load
- control for one or more load groups;
- simultaneous management of all loads

It is also possible to carry out special functions, which can hardly be achieved with conventional electrical systems

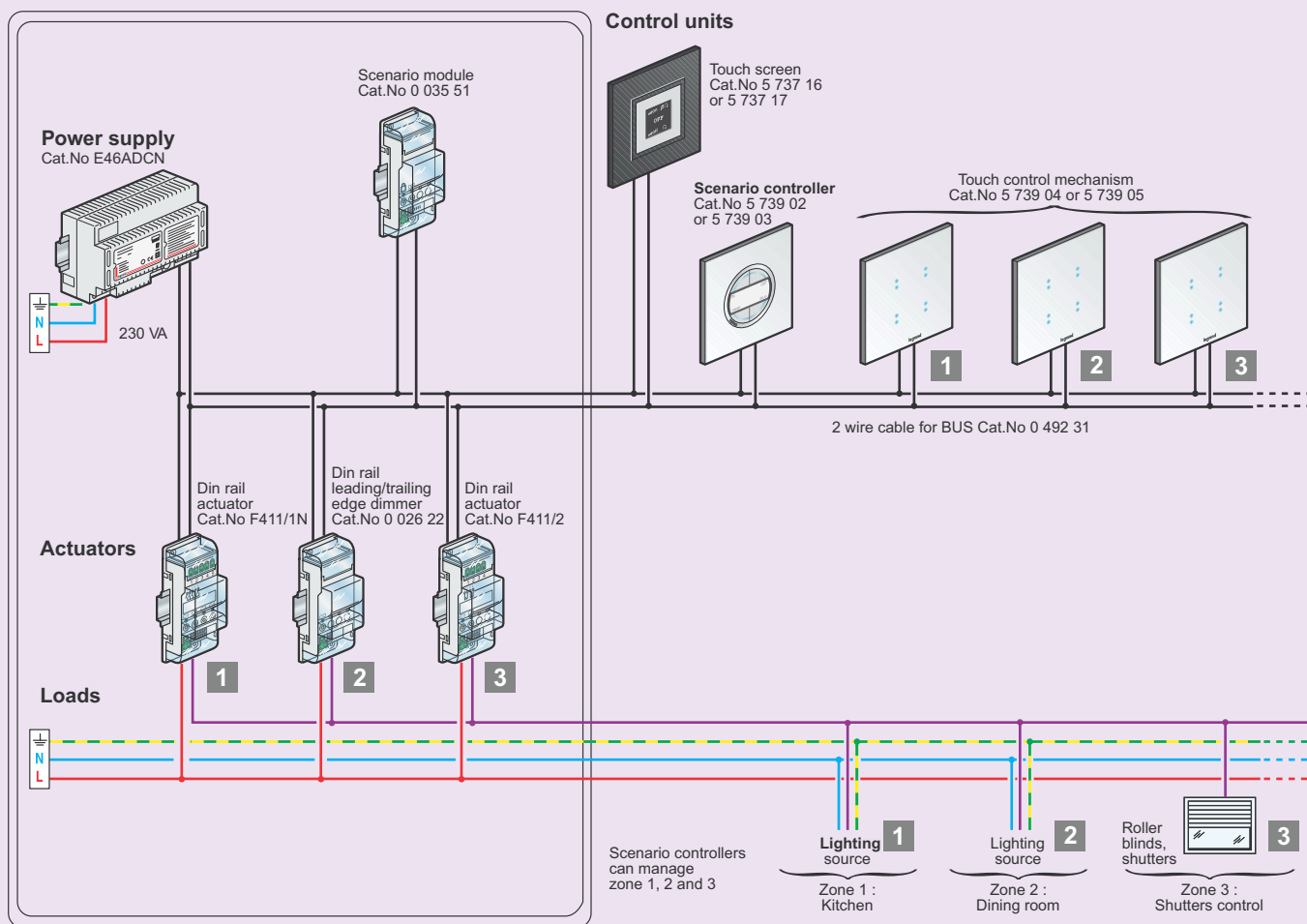
These functions are called scenarios

One scenario is a set of simultaneous control of multiple groups of loads, used in order to modify the environment according to the user's needs

An example of a scenario can be represented by the simultaneous activation of lights, which can be set by the user after getting inside the building by using one single control device or by using the Touch Screen menu

## n Installation principle

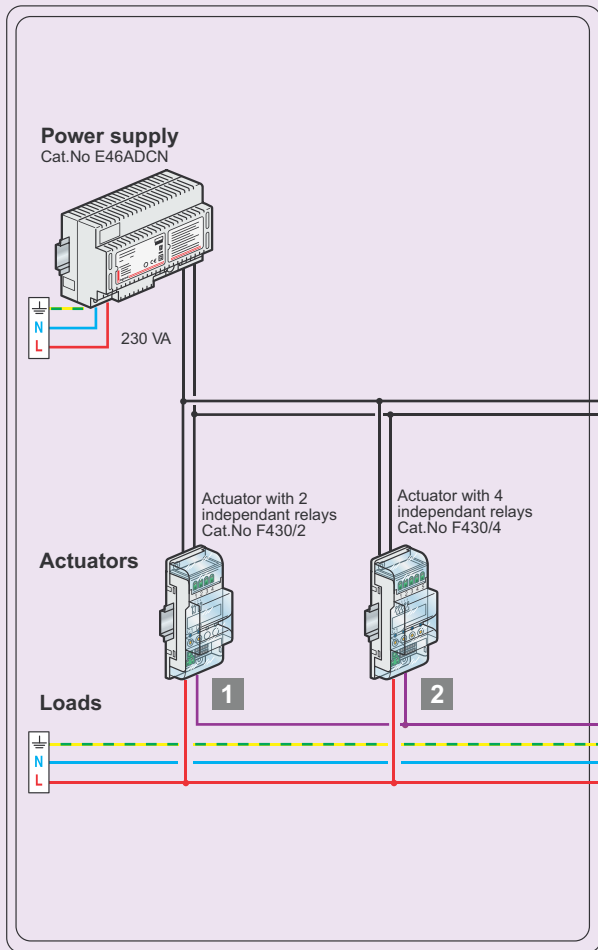
### Consumer unit



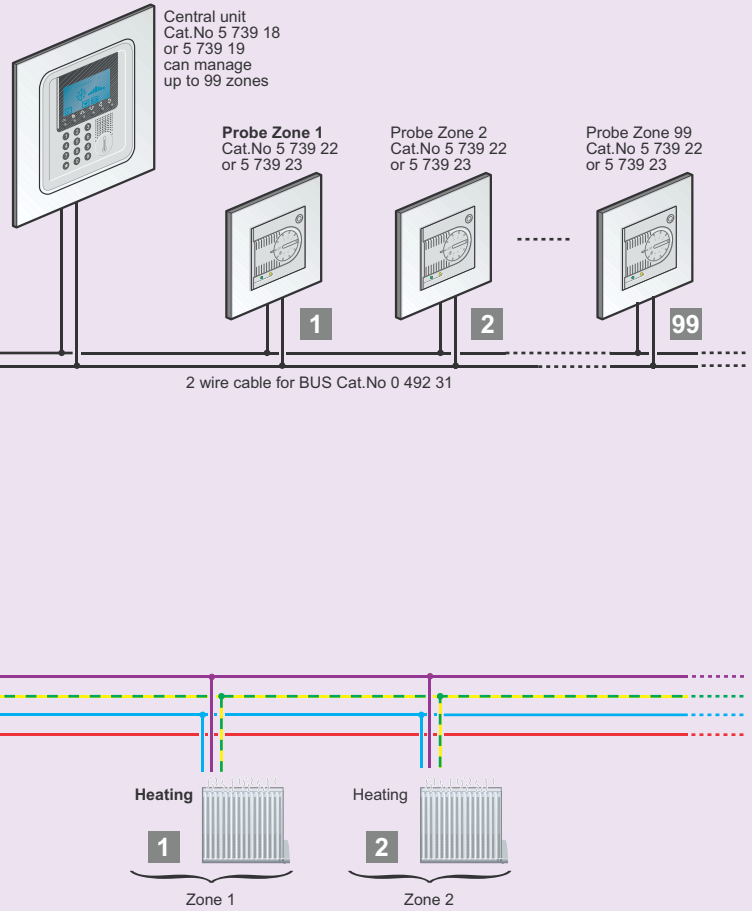
# Arteor™ temperature control BUS/SCS

## n Installation principle

### Consumer unit



### Control units



# Arteor™ intruder alarm BUS/SCS

## n System principle

The burglar alarm system permit to protect the home from the intrusion through the protection of ambiances and perimeters

The system is composed by a flush-mounted central unit with integrated dialler, IR detectors and perimeter sensors

All the devices are connected with a low voltage (27 V) twisted pair not polarized

Through the dialler it's possible to be informed in case of alarms and also control the system with the telephone (arm/disarm) and check in each moment the status

On the central unit it's possible to arm/disarm and change the active areas through code number or badge transponder up to 50 different users

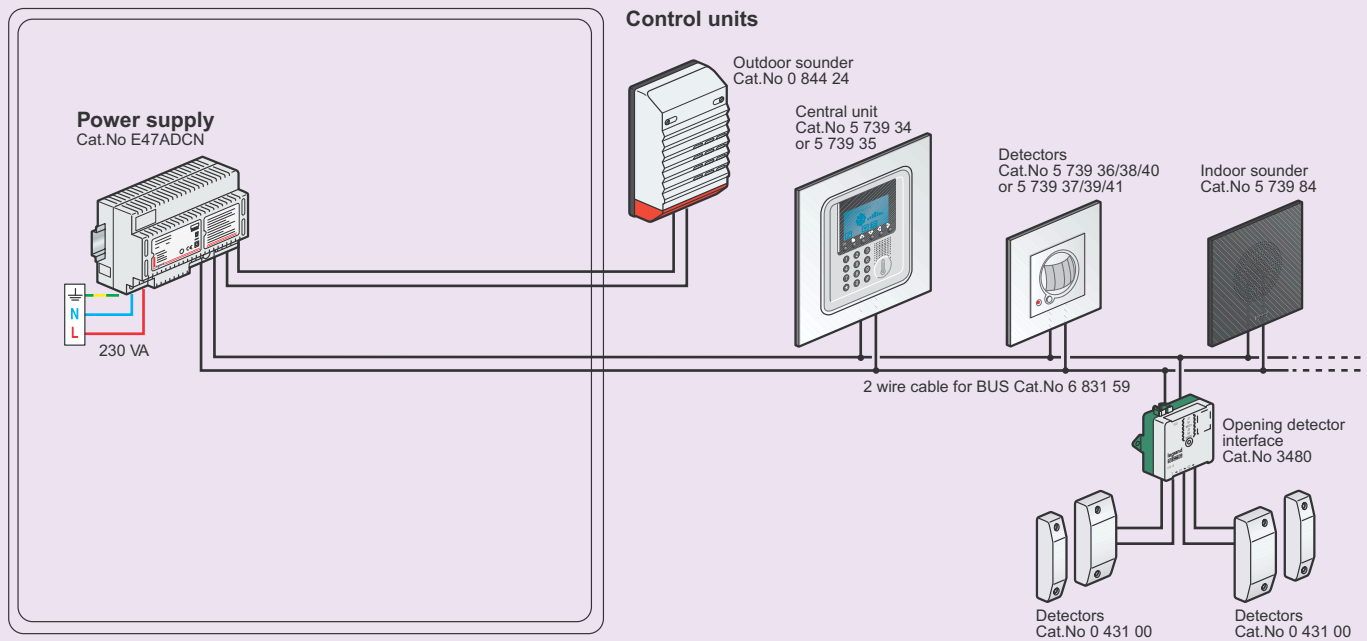
ID and limitation in term of accessible areas and time slot can be assigned to each user

200 events are stored in the central unit to know exactly what happened on the system

The system can manage also technical alarm (example: gas, flooding) with the possibility to be informed locally through indoor sounder and with automatic closure of valves

## n Installation principle

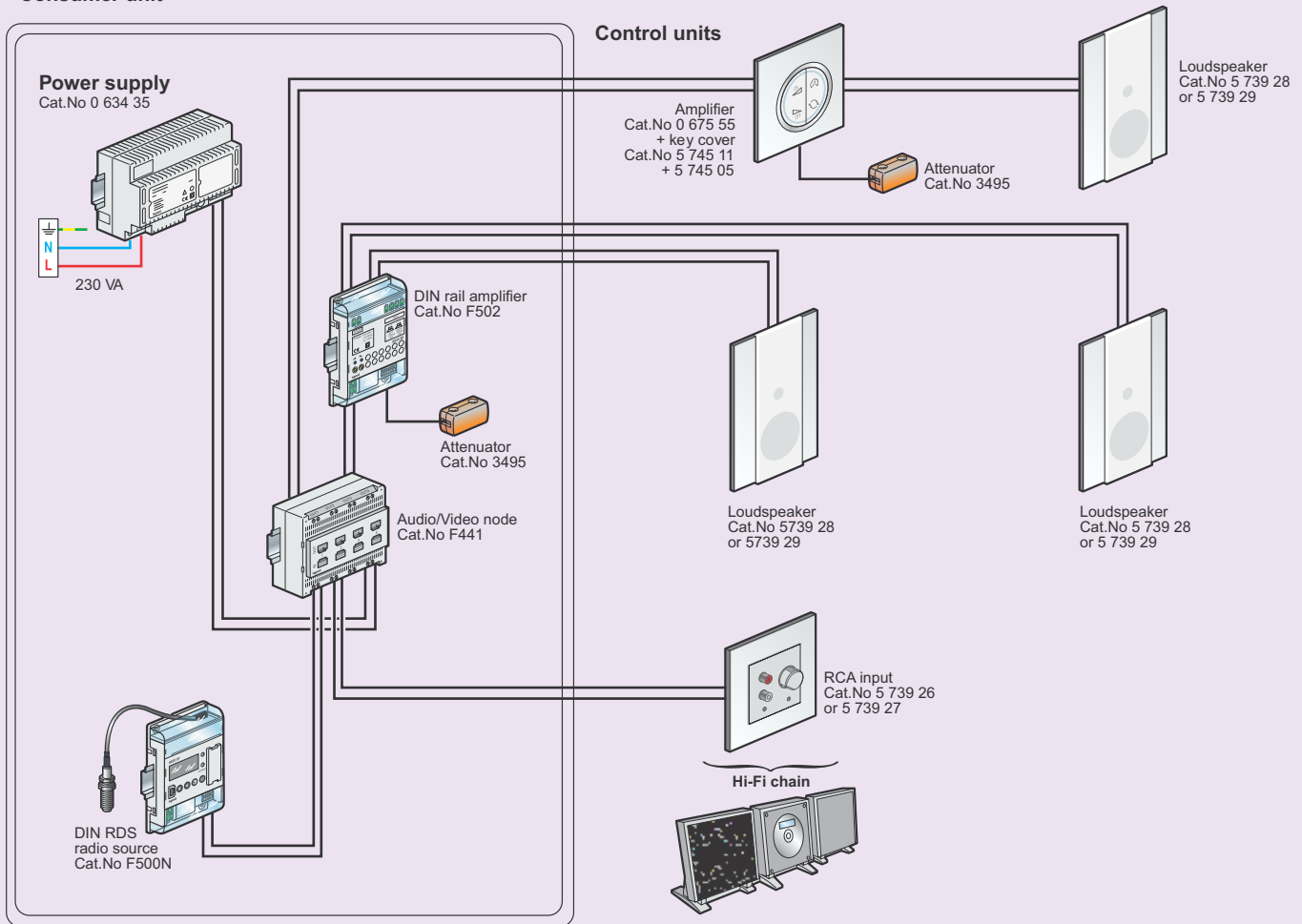
### Consumer unit



# Arteor™ sound diffusion BUS/SCS and door entry system BUS/SCS

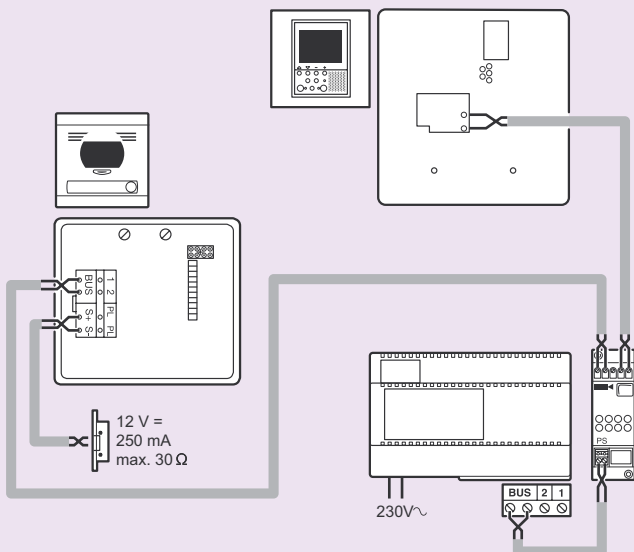
## n Sound diffusion installation principle

### Consumer unit



## n Video door entry system

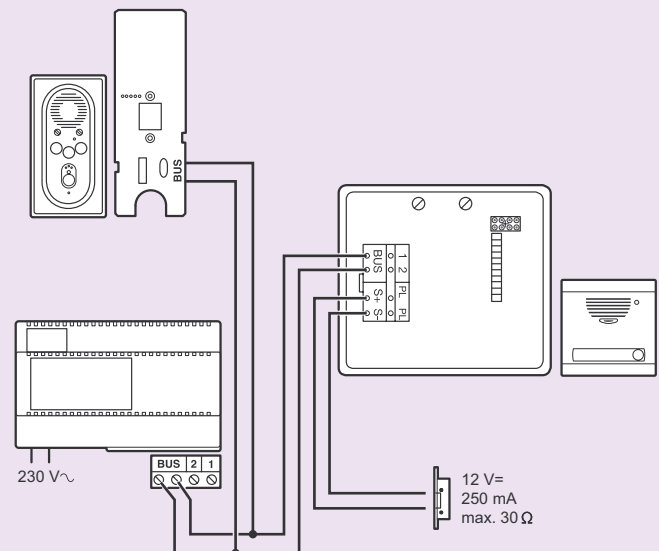
### Wiring diagram for video kit Cat.No 5 740 32



Number of wires to be used irrespective of the number of apartments:  
2 wires for both audio and video

## n Audio door entry system

### Wiring diagram with 1 street panel and 1 audio internal unit Cat.No 5 740 11 or 5 743 11



# My Home BUS

table of equivalence old/new references

MARCH 2013

DESCRIPTION	OLD ITEM	NEW ITEM	DESCRIPTION	OLD ITEM	NEW ITEM
<b>AUTOMATION SYSTEM</b>			<b>BURGLAR ALARM SYSTEM</b>		
1 relay DIN actuator 16 A	0 038 41	F411/1N	Transponder badge	0 035 75	3530S
2 relays DIN actuator 10 A	0 038 42	F411/2	Transponder key ring	0 675 17	3540
4 relays DIN actuator 6 A	0 038 44	F411/4	alarm actuator basic bus	0 883 91	3479
DIN dimmer 1000 W	0 036 52	F414	alarm actuator DIN bus	0 035 91	F481
DIN dimmer 400 VA	0 036 53	F415	Basic alarm contacts interface	0 675 13	3480
Ballast DIN dimmer 1-10 V	0 036 56	F413N	DIN alarm contacts interface	0 035 73	F482
DIN contacts interface	0 035 53	F428	Tamper	0 035 72	L4630
Basic contacts interface	5 739 96	3477	2 contact interface 12 V DIN bus	0 035 71	F482V12
Memory module	0 035 52	F425	Interfaces de contacts à encastrer	0 830 02	3480V12
Scenario module	0 035 51	F420	contact interface basic 12V bus	0 675 14	3482
SCS-SCS gateway	0 035 62	F422	<b>SOUND SYSTEM</b>		
<b>TEMPERATURE CONTROL</b>			False ceiling mounted loudspeaker	5 739 81	L4566
fil pilote actuator	0 035 77	F430FP	False ceiling mounted loudspeaker (a)	5 739 82	L4566/10
teleinfo gateway	0 035 78	F430GW	Wall mounting loudspeaker	5 739 30	L4567
DIN actuator	0 035 79	F430/2	False ceiling mounted loudspeaker (b)	5 739 83	L4568
DIN actuator/4	0 035 80	F430/4	Wall mounting loudspeaker	5 739 78	L4569
IR Emitter	0 883 01	3456	Stereo control	0 035 86	L4561N
<b>ENERGY MANAGEMENT</b>			Radio Tuner	0 035 82	F500N
Bus meter with memory 3-inputs for toroids - 1 DIN	0 035 55	F520	DIN amplifier	0 035 85	F502
Pulses counter interface	0 035 54	3522	DIN power amplifier	0 035 83	F503
Additional toroid	0 035 56	3523	Touch Screen adapter	5 740 44	3496
Energy Data Logger	0 035 66	F524	Audio-video node	5 739 98	F441
Removable bus clamp width 3,81	0 492 44	3508BUS	Multichannel matrix	0 035 84	F441M
Removable clamp 2 poles	0 492 45	3508U2	Insulator for sound sources	5 739 88	3495
Removable clamp 3 poles	0 492 46	3508U3	Line terminator	0 035 89	3499
Load management central unit	0 035 57	F521	<b>SCENARIO</b>		
Actuator 16A with current sensor - 1 DIN	0 035 58	F522	Scenario programmer	0 035 65	MH200N
Actuator 16A - 1 DIN	0 035 59	F523			



# My Home BUS

table of equivalence old/new reference (continued)

MARCH 2013

DESCRIPTION	OLD ITEM	NEW ITEM	DESCRIPTION	OLD ITEM	NEW ITEM
<b>ACCESSORIES</b>			<b>POWER SUPPLY</b>		
Configurator			Power supply		
Configurators «0»	0 492 00	3501/0	Power supply 230 V	0 035 60	E46ADCN
Configurators «1»	0 492 01	3501/1	Mini power supply	0 035 67	E49
Configurators «2»	0 492 02	3501/2	7.2 V battery	0 675 18	3506
Configurators «3»	0 492 03	3501/3	Alarm power supply 230 V	0 634 36	E47ADCN
Configurators «4»	0 492 04	3501/4	Alarm power supply 127 V	5 739 97	E47ADCN/127
Configurators «5»	0 492 05	3501/5	6 V battery	0 675 16	3507/06
Configurators «6»	0 492 06	3501/6	Additional power supply 230 V	0 634 42	346020
Configurators «7»	0 492 07	3501/7	AV power supply 230 V	0 634 35	346000
Configurators «8»	0 492 08	3501/8	Cables		
Configurators «9»	0 492 09	3501/9	SCS-cable	0 492 31	L4669
Configurators «AMB»	0 492 12	3501/AMB	SCS-cable	0 492 32	L4669/500
Configurators «AUX»	0 492 13	3501/AUX	SCS Burglar alarm cable	6 831 59	L4669S
Configurators «CEN»	0 492 19	3501/CEN	SCS AV cable	5 739 99	336904
Configurators «GEN»	0 492 10	3501/GEN	BUS cord 0,6 m	5 740 45	L4668BUS/60
Configurators «GR»	0 492 11	3501/GR	Web Server		
Configurators «OFF»	0 492 15	3501/OFF	WEB SERVER A/V BUS	0 035 98	F454
Configurators «O/I»	0 492 16	3501/OI			
Configurators «ON»	0 492 14	3501/ON			
Configurators «PUL»	0 492 17	3501/PUL			
Configurators «SLA»	0 492 18	3501/SLA			
Configurators «T»	0 492 20	3501/T			
Configurators «TM»	0 492 21	3501/TM			
Configurators kit 0-9	0 261 45	3501K			
Special configurators kit	0 492 37	3501K/1			

# catalogue number index

Cat. Nos	Pack	Page No	Cat. Nos	Pack	Page No	Cat. Nos	Pack	Page No	Cat. Nos	Pack	Page No	Cat. Nos	Pack	Page No	Cat. Nos	Pack	Page No
0 026 01	1	108	0 672 37		101	0 883 20		103	5 720 33	10	47	5 721 14	10	61	5 722 23	10	50
0 026 01		109	0 672 37		103	0 883 22	1	102	5 720 34	10	44	5 721 16	10	60	5 722 24	5	54
0 026 02	1	108	0 672 39	1	99	0 883 22		103	5 720 35	10	44	5 721 17	10	60	5 722 25	5	54
0 026 02		109	0 672 39		101	0 883 23	1	102	5 720 36	5	44	5 721 18	10	60	5 722 26	1	50
0 026 11	1	108	0 672 39		101	0 883 23		103	5 720 37	5	44	5 721 19	10	60	5 722 27	1	51
0 026 11		109	0 672 39		103	0 883 25	1	102	5 720 38	10	44	5 721 21	10	61	5 722 30	1	53
0 026 21	1	108	0 672 40	1	99	0 883 25		103	5 720 40	10	44	5 721 22	1	62	5 722 31	1	53
0 026 21		109	0 672 40		101	0 883 27	1	102	5 720 41	10	44	5 721 23	10	60	5 722 35	1	56
0 026 21		109	0 672 50	1	104	0 883 27		103	5 720 42	10	44	5 721 24	10	61	5 722 36	1	56
0 026 22	1	108	0 672 63	1	98	0 883 30	1	104	5 720 43	10	44	5 721 30	5	60	5 722 38	1	48
0 026 22		109	0 672 63		101	0 883 31	1	104	5 720 44	10	44	5 721 31	5	61	5 722 39	1	48
0 026 31	1	108	0 672 63		103	0 891 13		88	5 720 46	10	44	5 721 32	5	60	5 722 40	1	49
0 327 80	1	71	0 672 64	1	99	0 891 14		88	5 720 47	10	44	5 721 32	5	62	5 722 41 <sup>1</sup>	1	48
0 327 81	1	71	0 672 64		101	0 892 79	2	115	5 720 48	10	44	5 721 33	5	60	5 722 45	10	54
0 407 49	1	115	0 672 67	1	118	0 892 79	2	116	5 720 49	10	44	5 721 34	5	60	5 722 46	1	53
0 408 98	1	120	0 672 68	1	118	0 892 79	2	118	5 720 51	1	46	5 721 35	10	60	5 722 47	10	54
0 431 00	10	115	0 674 59	1	56	0 892 79	1	119	5 720 54	5	54	5 721 40	10	59	5 722 48	10	55
0 431 01	1	115	0 674 59	1	111	0 893 79	2	115	5 720 55	1	51	5 721 41	5	59	5 722 50 <sup>1</sup>	1	57
0 431 08	10	115	0 675 52	1	105	0 893 79	2	116	5 720 56	5	47	5 721 43	10	59	5 722 51 <sup>1</sup>	1	57
0 431 10	10	115	0 675 53	1	105	0 893 79	2	118	5 720 57	5	54	5 721 44	10	59	5 722 52 <sup>1</sup>	1	57
0 431 12	1	115	0 675 54	1	105	0 893 79	1	119	5 720 67	5	55	5 721 45	5	59	5 722 53	1	53
0 488 23	1	110	0 675 55	1	116	3 369 04	1	117	5 720 71	10	64	5 721 46	5	59	5 722 59	10	53
0 488 24	1	110	0 675 56	1	105	3 369 04	1	120	5 720 73	1	64	5 721 47	5	59	5 722 63	1	52
0 488 72	10	108	0 675 57	1	105	3 460 00	1	117	5 720 74	5	55	5 721 49	5	59	5 722 70	10	71
0 492 22	10	110	0 675 58	1	105	3 460 00	1	119	5 720 78	5	64	5 721 50	5	59	5 722 71	1	73
0 492 34	1	110	0 675 90	1	56	3 460 20	1	118	5 720 80	5	51	5 721 51	5	59	5 722 72	1	73
0 500 05	20	61	0 675 91	1	56	3 460 20	1	120	5 720 81	5	51	5 721 53	1	53	5 722 73	1	73
0 502 99	10	61	0 675 92	1	56	3 749 00	1	120	5 720 82	5	51	5 721 55	1	53	5 722 74	1	72
0 517 20	1	71	0 675 92	1	106	5 718 20		61	5 720 83	1	68	5 721 57	10	59	5 722 75	1	70
0 517 22	1	71	0 675 93	1	56	5 720 00	10	47	5 720 84	1	68	5 721 63	10	66	5 722 76	1	73
0 634 00	1	120	0 695 03	1	102	5 720 01	10	47	5 720 85	1	68	5 721 70	10	66	5 722 77	1	71
0 634 31	1	120	0 741 20	1	62	5 720 02	10	47	5 720 87	5	51	5 721 71	10	66	5 722 78	1	72
0 634 32	1	120	0 767 10	5	57	5 720 03	10	47	5 720 88	5	51	5 721 72	10	66	5 722 79	1	72
0 634 33	1	120	0 767 11	10	53	5 720 04	10	44	5 720 90	1	72	5 722 01	5	52	5 722 80	10	71
0 634 34	1	120	0 767 11	10	57	5 720 05	10	44	5 720 91	1	72	5 722 02	5	52	5 722 81	1	72
0 634 38	1	120	0 779 30	1	71	5 720 06	10	44	5 720 92	1	73	5 722 03	1	52	5 722 82	1	72
0 634 39	1	120	0 800 42		90	5 720 08	5	44	5 720 93	1	73	5 722 04	5	54	5 722 83	1	71
0 634 41	1	120	0 800 43		90	5 720 09	10	44	5 720 94	1	70	5 722 05	10	54	5 722 84	1	71
0 672 31	1	98	0 800 49		90	5 720 10	10	44	5 720 96	1	72	5 722 06	1	53	5 722 85	1	74
0 672 31		101	0 803 99	1	64	5 720 11	10	44	5 720 97	1	72	5 722 07	5	54	5 722 88	1	72
0 672 31		103	0 803 99	1	64	5 720 13	5	44	5 721 00	10	61	5 722 08	10	55	5 722 89	1	74
0 672 33	1	98	0 818 56	1	76	5 720 14	5	44	5 721 01	10	61	5 722 11	1	48	5 723 00	10	66
0 672 34	1	98	0 818 56	1	88	5 720 15	5	47	5 721 02	10	61	5 722 13	1	48	5 723 01	5	66
0 672 34		101	0 844 24	1	115	5 720 16	5	47	5 721 03	10	61	5 722 15	5	52	5 723 02	10	67
0 672 34		103	0 882 32	1	99	5 720 20	10	61	5 721 04	10	60	5 722 17	1	52	5 723 03	10	67
0 672 35	1	99	0 882 32	1	106	5 720 21	10	61	5 721 05	10	60	5 722 18	1	52	5 723 04	10	67
0 672 35		101	0 882 91	1	104	5 720 22	1	62	5 721 10	10	60	5 722 19	10	52	5 723 05	10	70
0 672 36	1	99	0 883 05	1	102	5 720 30	10	47	5 721 11	10	60	5 722 20	10	52	5 723 06	10	67
0 672 36		101	0 883 05		103	5 720 31	10	47	5 721 12	10	61	5 722 21	1	50	5 723 07	10	75
0 672 37	1	98	0 883 20	1	102	5 720 32	10	47	5 721 13	10	61	5 722 22	1	50	5 723 10	10	66

## catalogue number index

Cat. Nos	Pack	Page No	Cat. Nos	Pack	Page No	Cat. Nos	Pack	Page No	Cat. Nos	Pack	Page No	Cat. Nos	Pack	Page No	Cat. Nos	Pack	Page No
5 723 12	10	66	5 724 54	10	50	5 725 43	10	44	5 726 35	10	60	5 727 73	1	73	5 728 54	10	67
5 723 13	10	66	5 724 55	10	50	5 725 44	10	44	5 726 40	10	59	5 727 74	1	72	5 728 55	10	67
5 723 14	10	67	5 724 56	10	50	5 725 46	10	44	5 726 43	10	59	5 727 75	1	70	5 728 57	5	67
5 723 15	10	67	5 724 57	10	50	5 725 47	10	44	5 726 44	10	59	5 727 76	1	73	5 728 58	10	67
5 723 16	10	67	5 724 60	10	60	5 725 48	10	44	5 726 45	5	59	5 727 77	1	71	5 728 59	10	67
5 723 17	10	67	5 724 61	1	62	5 725 49	10	44	5 726 46	5	59	5 727 78	1	72	5 728 76	1	69
5 723 18	10	70	5 724 62	10	60	5 725 51	1	46	5 726 47	5	59	5 727 79	1	72	5 728 77	1	69
5 723 19	10	75	5 724 63	10	60	5 725 54	5	54	5 726 49	5	59	5 727 80	10	71	5 728 78	1	69
5 723 20	10	75	5 724 65	5	62	5 725 56	5	47	5 726 50	5	59	5 727 81	1	72	5 728 83	1	68
5 723 21	5	75	5 724 66	10	61	5 725 57	5	54	5 726 51	5	59	5 727 82	1	72	5 728 84	1	68
5 723 22	10	67	5 724 67	5	60	5 725 67	5	55	5 726 53	1	53	5 727 83	1	71	5 728 85	10	68
5 723 23	10	67	5 724 70	1	74	5 725 71	10	64	5 726 55	1	53	5 727 84	1	71	5 728 85	1	68
5 723 24	10	67	5 724 72	1	74	5 725 73	1	64	5 726 57	10	59	5 727 85	1	74	5 730 00	10	47
5 723 30	10	68	5 724 73	1	74	5 725 74	5	55	5 726 63	10	66	5 727 88	1	72	5 730 01	10	47
5 723 31	10	68	5 724 74	1	70	5 725 78	1	64	5 726 70	10	66	5 727 89	1	74	5 730 02	10	47
5 723 32	10	68	5 724 76	1	74	5 725 80	5	51	5 726 71	10	66	5 728 00	10	66	5 730 10	10	45
5 723 33	10	68	5 724 78	1	74	5 725 81	5	51	5 726 72	10	66	5 728 01	5	66	5 730 11	10	45
5 723 34	10	70	5 724 83	1	64	5 725 82	5	51	5 727 01	5	52	5 728 02	10	67	5 730 12	10	45
5 723 35	10	68	5 724 88	1	64	5 725 87	5	51	5 72702	5	52	5 728 03	10	67	5 730 13	10	45
5 723 36	10	68	5 724 89	1	72	5 725 90	1	72	5 727 03	1	52	5 728 04	10	67	5 730 14	10	45
5 723 37	10	70	5 725 00	10	47	5 725 91	1	72	5 727 04	10	54	5 728 05	10	70	5 730 15	10	45
5 723 38	10	70	5 725 01	5	47	5 725 92	1	73	5 727 11	1	48	5 728 06	10	67	5 730 16	5	45
5 723 39	1	67	5 725 02	10	47	5 725 93	1	73	5 727 13	1	48	5 728 10	10	66	5 730 17	5	45
5 723 41	10	75	5 725 03	5	47	5 725 94	1	70	5 727 15	5	52	5 728 12	10	66	5 730 18	5	45
5 723 42	10	75	5 725 04	10	44	5 725 96	1	72	5 727 17	1	52	5 728 13	10	66	5 730 20	10	45
5 723 43	5	75	5 725 05	10	44	5 725 97	1	72	5 727 18	1	52	5 728 14	10	67	5 730 21	10	45
5 723 49	10	67	5 725 06	10	44	5 726 00	10	61	5 727 19	10	52	5 728 15	10	67	5 730 22	10	45
5 723 50	5	67	5 725 08	5	44	5 726 01	10	61	5 727 20	10	52	5 728 16	10	67	5 730 23	10	45
5 723 51	10	67	5 725 09	10	44	5 726 03	10	61	5 727 22	5	54	5 728 17	10	67	5 730 24	10	45
5 723 52	10	67	5 725 10	10	44	5 726 04	10	60	5 727 23	5	55	5 728 18	10	70	5 730 25	10	45
5 723 53	5	67	5 725 11	5	44	5 726 05	10	60	5 727 24	5	54	5 728 22	10	67	5 730 26	5	45
5 723 54	10	67	5 725 13	5	44	5 726 10	10	60	5 727 25	5	55	5 728 23	10	67	5 730 27	5	45
5 723 55	10	67	5 725 14	5	44	5 726 11	10	60	5 727 26	1	50	5 728 24	10	67	5 730 28	5	45
5 723 57	5	67	5 725 15	5	47	5 726 12	10	61	5 727 27	1	51	5 728 30	10	68	5 730 30	5	45
5 723 58	10	67	5 725 16	5	47	5 726 13	10	61	5 727 30	1	53	5 728 31	10	68	5 730 31	5	45
5 723 59	10	67	5 725 20	10	61	5 726 14	10	61	5 727 35	1	56	5 728 32	10	68	5 730 32	5	45
5 723 60	1	58	5 725 21	10	61	5 726 16	10	60	5 727 36	1	56	5 728 33	10	68	5 730 33	5	45
5 723 61	1	58	5 725 22	1	62	5 726 17	10	60	5 727 38	1	48	5 728 34	10	70	5 730 50	10	47
5 723 62	1	51	5 725 30	10	47	5 726 18	10	60	5 727 39	1	48	5 728 36	10	68	5 730 51	5	47
5 723 63	1	51	5 725 31	5	47	5 726 19	10	60	5 727 40	1	49	5 728 37	10	70	5 730 52	5	47
5 723 76	1	69	5 725 32	5	47	5 726 21	10	61	5 727 41 <sup>2</sup>	1	48	5 728 38	10	70	5 730 53	10	47
5 723 77	1	69	5 725 33	10	47	5 726 22	1	62	5 727 50 <sup>2</sup>	1	57	5 728 39	1	67	5 730 60	10	45
5 723 78	1	69	5 725 34	10	44	5 726 23	10	60	5 727 51 <sup>2</sup>	1	57	5 728 41	10	75	5 730 61	10	45
5 723 90	10	76	5 725 35	10	44	5 726 24	10	61	5 727 52 <sup>2</sup>	1	57	5 728 42	10	75	5 730 62	5	45
5 723 92	5	76	5 725 36	5	44	5 726 30	5	60	5 727 53	1	53	5 728 43	5	75	5 730 63	10	45
5 723 96	2	76	5 725 37	5	44	5 726 31	5	61	5 727 59	10	53	5 728 49	10	67	5 730 65	5	45
5 724 50	10	44	5 725 38	10	44	5 726 32	5	60	5 727 63	1	52	5 728 50	5	67	5 730 70	10	45
5 724 51	5	44	5 725 40	5	44	5 726 32	5	62	5 727 70	10	71	5 728 51	10	67	5 730 71	5	45
5 724 52	10	50	5 725 41	10	44	5 726 33	5	60	5 727 71	1	73	5 728 52	10	67	5 730 72	10	45
5 724 53	10	50	5 725 42	5	44	5 726 34	5	60	5 727 72	1	73	5 728 53	5	67	5 730 73	10	45

## catalogue number index

Cat. Nos	Pack	Page No	Cat. Nos	Pack	Page No	Cat. Nos	Pack	Page No	Cat. Nos	Pack	Page No	Cat. Nos	Pack	Page No	Cat. Nos	Pack	Page No
5 730 75	10	45	5 731 86	10	75	5 735 49		103	5 737 74	1	70	5 739 33	1	117	5 740 42	1	119
5 730 76	10	45	5 731 96	5	75	5 735 50	1	104	5 737 84	10	54	5 739 34	1	114	5 740 43	1	120
5 730 77	10	45	5 732 05	1	55	5 735 51	1	99	5 737 85	10	55	5 739 35	1	114	5 740 46	1	110
5 730 78	10	45	5 732 19	10	52	5 735 64		103	5 737 86	10	54	5 739 36	1	114	5 740 47	1	50
5 730 80	5	47	5 732 20	10	52	5 735 90	1	74	5 737 87	10	55	5 739 37	1	114	5 740 48	1	110
5 730 86	10	75	5 732 22	10	54	5 735 92	1	74	5 737 90		101	5 739 38	1	114	5 740 50	1	46
5 730 96	5	75	5 732 23	10	55	5 735 93	1	74	5 737 91		101	5 739 39	1	114	5 740 51	1	46
5 731 00	10	47	5 732 24	10	54	5 735 96	1	74	5 737 92		101	5 739 40	1	114	5 740 52	1	46
5 731 01	10	47	5 732 25	10	55	5 736 55	1	46	5 737 93		101	5 739 41	1	114	5 740 53	1	46
5 731 02	10	47	5 732 34	10	54	5 737 01	1	48	5 737 94	5	54	5 739 44	1	114	5 740 54	1	46
5 731 10	10	45	5 732 35	10	55	5 737 16	1	106	5 737 95	5	55	5 739 45	1	114	5 740 56	1	48
5 731 11	10	45	5 732 36	10	54	5 737 16	1	111	5 737 96	5	54	5 739 46	1	114	5 740 57	1	48
5 731 12	10	45	5 732 37	10	55	5 737 16	1	116	5 737 97	5	55	5 739 47	1	114	5 740 60 <sup>2</sup>	1	48
5 731 13	10	45	5 732 45	1	55	5 737 16	1	118	5 738 58	1	102	5 739 48	1	114	5 740 63	1	58
5 731 14	10	45	5 732 72	1	74	5 737 17	1	106	5 738 58		103	5 739 49	1	114	5 740 64	1	58
5 731 15	10	45	5 732 73	1	74	5 737 17	1	116	5 738 60	1	102	5 739 50	1	119	5 740 65	1	58
5 731 16	5	45	5 732 74	1	70	5 737 17	1	118	5 738 60		103	5 739 51	1	119	5 74082	1	50
5 731 17	5	45	5 732 84	10	54	5 73717	1	111	5 738 62	1	102	5 739 52	1	119	5 740 84	1	51
5 731 18	5	45	5 732 85	10	55	5 737 19	10	52	5 738 62		103	5 739 53	1	119	5 740 85	1	58
5 731 20	10	45	5 732 86	10	54	5 737 20	10	52	5 738 64	1	102	5 739 54	1	119	5 740 86	1	58
5 731 21	10	45	5 732 87	10	55	5 737 22	10	54	5 738 66	1	102	5 739 55	1	119	5 740 89	1	56
5 731 22	10	45	5 732 94	10	54	5 737 23	10	55	5 738 66		103	5 739 58	1	118	5 740 91	1	56
5 731 23	10	45	5 732 95	5	55	5 737 24	10	54	5 738 70	1	99	5 739 77	1	116	5 740 94	1	50
5 731 24	10	45	5 732 96	10	54	5 737 25	10	55	5 738 82	5	54	5 739 84	1	115	5 740 96	1	110
5 731 25	10	45	5 732 97	5	55	5 737 34	10	54	5 738 83	5	55	5 739 85	1	113	5 740 97	1	50
5 731 26	5	45	5 733 74	1	70	5 737 35	10	55	5 738 84	5	54	5 739 86	1	119	5 740 98	1	110
5 731 27	5	45	5 733 78	1	74	5 737 36	5	54	5 738 85	5	55	5 73 990	1	117	5 743 00	1	46
5 731 28	5	45	5 733 82	10	54	5 737 37	10	55	5 739 00	1	106	5 739 90	1	119	5 743 01	1	46
5 731 30	5	45	5 733 83	5	55	5 737 50		101	5 739 01	1	106	5 739 91	1	113	5 743 02	1	46
5 731 31	5	45	5 733 84	10	54	5 737 51		101	5 739 02	1	106	5 740 00	1	46	5 743 03	1	46
5 731 32	5	45	5 733 85	5	55	5 737 52		101	5 739 03	1	106	5 740 01	1	46	5 743 04	1	46
5 731 33	5	45	5 733 93	1	64	5 737 53		101	5 739 04	1	105	5 740 02	1	46	5 743 05	1	49
5 731 50	10	47	5 733 98	1	64	5 737 54		101	5 739 05	1	105	5 740 03	1	46	5 743 06	1	49
5 731 51	5	47	5 734 55	1	46	5 737 55		101	5 739 06	1	105	5 740 04	1	46	5 743 07	1	49
5 731 52	5	47	5 734 93	1	53	5 737 56		101	5 739 07	1	105	5 740 06	1	48	5 743 08	1	49
5 731 53	5	47	5 735 01	1	48	5 737 57		101	5 739 12	1	105	5 740 07	1	48	5 743 09	1	49
5 731 60	10	45	5 735 44	1	98	5 737 58		101	5 739 13	1	105	5 740 10 <sup>1</sup>	1	48	5 743 11 <sup>2</sup>	1	119
5 731 61	10	45	5 735 44		103	5 737 59		101	5 739 18	1	111	5 740 11 <sup>1</sup>	1	119	5 743 19	1	48
5 731 62	5	45	5 735 45	1	98	5 737 60		101	5 739 19	1	111	5 740 13	1	58	5 743 39	1	48
5 731 63	5	45	5 735 45		101	5 737 61		101	5 739 20	1	111	5 740 14	1	58	5 743 46	1	56
5 731 65	5	45	5 735 45		103	5 737 64		101	5 739 21	1	111	5 740 15	1	58	5 743 47	1	56
5 731 70	10	45	5 735 46	1	98	5 737 65		101	5 739 22	1	111	5 740 32	1	121	5 743 48	1	56
5 731 71	5	45	5 735 46		101	5 737 66		101	5 739 23	1	111	5 740 33	1	121	5 743 49	1	56
5 731 72	5	45	5 735 46		103	5 737 67		101	5 739 24	1	111	5 740 34	1	50	5 743 50	1	46
5 731 73	5	45	5 735 47	1	98	5 737 68		101	5 739 25	1	111	5 740 35	1	58	5 743 51	1	46
5 731 75	10	45	5 735 47		101	5 737 69		101	5 739 26	1	116	5 740 36	1	58	5 743 52	1	46
5 731 76	10	45	5 735 47		103	5 737 70		101	5 739 27	1	116	5 740 38	1	120	5 743 53	1	46
5 731 77	5	45	5 735 48	1	98	5 737 71		101	5 739 28	1	116	5 740 39	1	120	5 743 54	1	46
5 731 78	10	45	5 735 48		103	5 737 72	1	74	5 739 29	1	116	5 740 40	1	119	5 743 55	1	49
5 731 80	5	47	5 735 49	1	98	5 737 73	1	74	5 739 32	1	117	5 740 41	1	119	5 743 56	1	49

## catalogue number index

Cat. Nos	Pack	Page No	Cat. Nos	Pack	Page No	Cat. Nos	Pack	Page No	Cat. Nos	Pack	Page No	Cat. Nos	Pack	Page No	Cat. Nos	Pack	Page No
5 743 57	1	49	5 745 06		107	5 745 58		100	5 750 32		90	5 750 90		88	5 752 11		88
5 743 58	1	49	5 745 06	5	116	5 745 59		100	5 750 32		94	5 750 91		88	5 752 12		88
5 743 59	1	49	5 745 07		107	5 745 60		100	5 750 33		91	5 750 92		88	5 752 13		89
5 743 94	1	56	5 745 08		107	5 745 61		100	5 750 33		95	5 750 93		89	5 752 14		89
5 743 95	1	56	5 745 09		107	5 745 62		100	5 750 34		91	5 750 94		89	5 752 15		89
5 743 96	1	56	5 745 10		107	5 745 63		100	5 750 34		95	5 750 95		89	5 752 16		89
5 743 97	1	56	5 745 11		107	5 745 64		100	5 750 35		91	5 750 96		89	5 752 20		90
5 744 01	1	73	5 745 11	5	116	5 745 65		100	5 750 35		95	5 751 00		88	5 752 21		90
5 744 51	1	73	5 745 12		107	5 745 66		100	5 750 36		91	5 751 01		88	5 752 22		90
5 744 64		107	5 745 12	5	116	5 745 67		100	5 750 36		95	5 751 02		88	5 752 30		90
5 744 65		107	5 745 13		107	5 745 68		100	5 750 40		90	5 751 03		89	5 752 31		90
5 744 66		107	5 745 14		107	5 745 69		100	5 750 40		94	5 751 04		89	5 752 32		90
5 744 67		107	5 745 15		107	5 745 70		100	5 750 41		90	5 751 05		89	5 752 43		91
5 744 68		107	5 745 16		107	5 745 71		100	5 750 41		94	5 751 06		89	5 752 44		91
5 744 69		107	5 745 17		107	5 745 72		100	5 750 42		90	5 751 20		88	5 752 45		91
5 744 70		107	5 745 18		107	5 745 73		100	5 750 42		94	5 751 21		88	5 752 46		91
5 744 71		107	5 745 19		107	5 745 74		100	5 750 43		91	5 751 22		88	5 752 50	10	78
5 744 72		107	5 745 20		107	5 745 75		100	5 750 43		95	5 751 23		89	5 752 50		92
5 744 73		107	5 745 21		107	5 745 76		100	5 750 44		91	5 751 24		89	5 752 51	10	79
5 744 74		107	5 745 22		107	5 745 77		100	5 750 44		95	5 751 25		89	5 752 51		92
5 744 75		107	5 745 23		107	5 745 78		100	5 750 45		91	5 751 26		89	5 752 52	10	79
5 744 76		107	5 745 24		107	5 745 79		100	5 750 45		95	5 751 30	5	75	5 752 52		92
5 744 77		107	5 745 25		107	5 745 80		100	5 750 46		91	5 751 30		88	5 752 53	1	82
5 744 78		107	5 745 26		107	5 745 81		100	5 750 46		95	5 751 31	5	75	5 752 53		91
5 744 79		107	5 745 27		107	5 745 82		100	5 750 50		94	5 751 31		88	5 752 53		93
5 744 80		107	5 745 28		107	5 745 83		100	5 750 51		94	5 751 32	5	75	5 752 54	1	82
5 744 81		107	5 745 29		107	5 745 84		100	5 750 52		94	5 751 32		88	5 752 54		91
5 744 82		107	5 745 30		107	5 745 85		100	5 750 53		95	5 751 40	5	75	5 752 54		93
5 744 83		107	5 745 31		107	5 745 86		100	5 750 54		95	5 751 40		88	5 752 55	1	85
5 744 84		107	5 745 32		107	5 745 89	1	56	5 750 56		95	5 751 41	5	75	5 752 55		91
5 744 85		107	5 745 33		107	5 745 91	1	56	5 750 60		94	5 751 41		88	5 752 55		93
5 744 86		107	5 745 34		107	5 745 96		100	5 750 61		94	5 751 42	5	75	5 752 56	1	84
5 744 86	5	116	5 745 35		107	5 745 97		100	5 750 62		94	5 751 42		88	5 752 56		91
5 744 87		107	5 745 36		107	5 750 10		90	5 750 63		95	5 751 50		88	5 752 56		93
5 744 87	5	116	5 745 37		107	5 750 10		94	5 750 64		95	5 751 60		88	5 752 60	5	78
5 744 88		107	5 745 38		107	5 750 11		90	5 750 66		95	5 751 61		88	5 752 60		92
5 744 89		107	5 745 39		107	5 750 11		94	5 750 70		88	5 751 62		88	5 752 61	5	79
5 744 90		107	5 745 40		107	5 750 12		90	5 750 71		88	5 751 63		89	5 752 61		92
5 744 90	5	116	5 745 41		107	5 750 12		94	5 750 72		88	5 751 64		89	5 752 62	5	79
5 744 91		107	5 745 42		107	5 750 20		94	5 750 73		89	5 751 65		89	5 752 62		92
5 744 91	5	116	5 745 43		107	5 750 21		94	5 750 74		89	5 751 66		89	5 752 63	1	82
5 744 92		107	5 745 44		107	5 750 22		94	5 750 75		89	5 751 90	5	76	5 752 63		93
5 744 93		107	5 745 45		107	5 750 23		95	5 750 76		89	5 752 00		88	5 752 64	1	72
5 744 94		107	5 745 46		107	5 750 24		95	5 750 80		88	5 752 01		88	5 752 64		93
5 744 95		107	5 745 47		107	5 750 25		95	5 750 81		88	5 752 02		88	5 752 65	1	85
5 745 01	1	74	5 745 48		107	5 750 26		95	5 750 82		88	5 752 03		89	5 752 65		93
5 745 03	1	106	5 745 51	1	74	5 750 30		90	5 750 83		89	5 752 04		89	5 752 66	1	84
5 745 04	1	106	5 745 55		100	5 750 30		94	5 750 84		89	5 752 05		89	5 752 66		93
5 745 05		107	5 745 56		100	5 750 31		90	5 750 85		89	5 752 06		89	5 752 70	10	78
5 745 05	5	116	5 745 57		100	5 750 31		94	5 750 86		89	5 752 10		88	5 752 70		92

## catalogue number index

Cat. Nos	Pack	Page No	Cat. Nos	Pack	Page No	Cat. Nos	Pack	Page No	Cat. Nos	Pack	Page No	Cat. Nos	Pack	Page No	Cat. Nos	Pack	Page No
5 752 71	10	79	5 753 01		92	5 755 11		94	5 756 05		95	5 756 52		92	5 760 15	10	76
5 752 71		92	5 753 01	10	79	5 755 12		90	5 756 06		95	5 756 53	1	82	5 760 16	10	76
5 752 72	10	79	5 753 02	10	79	5 755 12		94	5 756 10	1	84	5 756 53		91	5 760 20	5	77
5 752 72		92	5 753 02		92	5 755 13		91	5 756 10		88	5 756 53		93	5 760 21	10	77
5 752 73	1	82	5 753 03	1	82	5 755 13		95	5 756 11		88	5 756 54	1	82	5 760 22	2	77
5 752 73		91	5 753 03		93	5 755 14		91	5 756 12		88	5 756 54		91	5 760 30	10	77
5 752 73		93	5 753 04	1	82	5 755 14		92	5 756 13		89	5 756 54		93	5 760 30		92
5 752 73		95	5 753 04		93	5 755 14		95	5 756 14		89	5 756 55	1	85	5 760 31	5	77
5 752 74	1	82	5 753 05	1	85	5 755 15		91	5 756 15		89	5 756 55		91	5 760 32	5	77
5 752 74		91	5 753 05		93	5 755 15		95	5 756 16		89	5 756 55		93	5 760 40	10	77
5 752 74		93	5 753 06	1	84	5 755 16		91	5 756 20		90	5 756 56	1	84	5 760 40	10	77
5 752 74		95	5 753 06		93	5 755 16		95	5 756 21		90	5 756 56		91	5 760 40		90
5 752 75	1	85	5 753 60	5	75	5 755 20		90	5 756 22		90	5 756 56		93	5 761 00		89
5 752 75		91	5 753 60		92	5 755 20		94	5 756 30	10	78	5 756 60	5	78	5 761 01		88
5 752 75		93	5 753 61	5	75	5 755 21		90	5 756 30		92	5 756 60		92	5 761 02		88
5 752 75		95	5 753 61		92	5 755 21		94	5 756 31	10	79	5 756 61	5	79	5 761 03		89
5 752 76	1	84	5 753 62	5	75	5 755 22		90	5 756 31		92	5 756 61		92	5 761 04		89
5 752 76		91	5 753 62		92	5 755 22		94	5 756 32	10	79	5 756 62	5	79	5 761 05		89
5 752 76		93	5 753 70		88	5 755 23		91	5 756 32		92	5 756 62		92	5 761 06		89
5 752 76		95	5 753 71		88	5 755 23		95	5 756 33	1	82	5 756 63	1	82	5 761 07		89
5 752 80	5	78	5 753 72		88	5 755 24		91	5 756 33		91	5 756 63		93	5 761 08		88
5 752 80		92	5 753 73		89	5 755 24		95	5 756 33		93	5 756 64	1	82	5 761 09		89
5 752 81	5	79	5 753 74		89	5 755 26		91	5 756 34	1	82	5 756 64		93	5 761 10		89
5 752 81		92	5 753 75		89	5 755 26		95	5 756 34		91	5 756 65	1	85	5 761 11		88
5 752 82	5	79	5 753 76		89	5 755 40		88	5 756 34		93	5 756 65		93	5 761 12		88
5 752 82		92	5 753 90		88	5 755 41		88	5 756 35	1	85	5 756 66	1	84	5 761 13		89
5 752 83	1	82	5 753 91		88	5 755 42		88	5 756 35		91	5 756 66		93	5 761 14		89
5 752 83		93	5 753 92		88	5 755 43		89	5 756 35		93	5 756 70	5	78	5 761 15		89
5 752 84	1	82	5 754 00		88	5 755 44		89	5 756 36	1	84	5 756 70		92	5 761 16		89
5 752 84		93	5 754 01		88	5 755 45		89	5 756 36		91	5 756 71	5	79	5 761 17		89
5 752 85	1	85	5 754 02		88	5 755 46		89	5 756 36		93	5 756 71		92	5 761 18		88
5 752 85		93	5 754 10	10	75	5 755 50		88	5 756 40	5	78	5 756 72	5	79	5 761 19		89
5 752 86	1	84	5 754 10		90	5 755 51		88	5 756 40		92	5 756 72		92	5 761 20		89
5 752 86		93	5 754 10		92	5 755 52		88	5 756 41	5	79	5 756 73	1	82	5 761 21		88
5 752 90	5	78	5 754 11	10	75	5 755 53		89	5 756 41		92	5 756 73		93	5 761 22		88
5 752 90		92	5 754 11		90	5 755 54		89	5 756 42	5	79	5 756 74	1	82	5 761 23		89
5 752 91	10	79	5 754 11		92	5 755 55		89	5 756 42		92	5 756 74		93	5 761 24		89
5 752 91		92	5 754 12	10	75	5 755 56		89	5 756 43	1	82	5 756 75	1	85	5 761 25		89
5 752 92	10	79	5 754 12		90	5 755 60		88	5 756 43		93	5 756 75		93	5 761 26		89
5 752 92		92	5 754 12		92	5 755 61		88	5 756 44	1	82	5 756 76	1	84	5 761 27		89
5 752 93	1	82	5 754 50	10	76	5 755 62		88	5 756 44		93	5 756 76		93	5 761 28		88
5 752 93		93	5 754 60	5	76	5 755 63		89	5 756 45		93	5 760 00	10	77	5 761 29		89
5 752 94	1	82	5 754 70	10	76	5 755 64		89	5 756 45	1	85	5 760 01	5	77	5 761 30		89
5 752 94		93	5 754 80	5	76	5 755 65		89	5 756 46	1	84	5 760 02	10	77	5 761 31		88
5 752 95	1	85	5 755 00		90	5 755 66		89	5 756 46		93	5 760 03	10	77	5 761 32		88
5 752 95		93	5 755 01		90	5 756 00		94	5 756 50	10	78	5 760 11	5	77	5 761 33		89
5 752 96	1	84	5 755 02		90	5 756 01		94	5 756 50		92	5 760 11		90	5 761 34		89
5 752 96		93	5 755 10		90	5 756 02		94	5 756 51	10	79	5 760 12	5	77	5 761 35		89
5 753 00	5	78	5 755 10		94	5 756 03		95	5 756 51		92	5 760 12		90	5 761 36		89
5 753 00		93	5 755 11		90	5 756 04		95	5 756 52	10	79	5 760 13	10	76	5 761 37		89

## catalogue number index

Cat. Nos	Pack	Page No	Cat. Nos	Pack	Page No	Cat. Nos	Pack	Page No	Cat. Nos	Pack	Page No	Cat. Nos	Pack	Page No	Cat. Nos	Pack	Page No
5 761 38		88	5 761 88		88	5 762 38		94	5 762 74		91	5 764 18		90	5 764 36	1	83
5 761 39		89	5 761 89		89	5 762 39		95	5 762 74		95	5 764 19		91	5 764 36		91
5 761 40		89	5 761 90		89	5 762 40		95	5 762 75		91	5 764 20	1	84	5 764 36		93
5 761 41		88	5 761 91		88	5 762 41		94	5 762 75		95	5 764 20		91	5 764 37	1	87
5 761 42		88	5 761 92		88	5 762 42		94	5 762 76		91	5 764 20		93	5 764 37		91
5 761 43		89	5 761 93		89	5 762 43		95	5 762 76		95	5 764 21	1	81	5 764 37		93
5 761 44		89	5 761 94		89	5 762 44		95	5 762 77		91	5 764 21		90	5 764 38	5	80
5 761 45		89	5 761 95		89	5 762 45		95	5 762 77		95	5 764 21		92	5 764 38		90
5 761 46		89	5 761 96		89	5 762 46		95	5 762 78		90	5 764 22	1	81	5 764 38		92
5 761 47		89	5 761 97		89	5 762 47		95	5 762 78		94	5 764 22		90	5 764 39	1	85
5 761 48		88	5 761 98		88	5 762 48		94	5 762 79		91	5 764 22		92	5 764 39		91
5 761 49		89	5 761 99		89	5 762 49		95	5 762 79		95	5 764 23	1	86	5 764 39		93
5 761 50		89	5 762 00		89	5 762 50		91	5 762 80		91	5 764 23		91	5 764 40	1	84
5 761 51		88	5 762 01		88	5 762 50		95	5 762 80		95	5 764 23		93	5 764 40		91
5 761 52		88	5 762 02		88	5 762 51		90	5 762 81		90	5 764 24	1	86	5 764 40		93
5 761 53		89	5 762 03		89	5 762 51		94	5 762 81		94	5 764 24		91	5 764 41	1	81
5 761 54		89	5 762 04		89	5 762 52		90	5 762 82		90	5 764 24		93	5 764 41		90
5 761 55		89	5 762 05		89	5 762 52		94	5 762 82		94	5 764 25	1	83	5 764 41		92
5 761 56		89	5 762 06		89	5 762 53		91	5 762 83		91	5 764 25		91	5 764 42	1	81
5 761 57		89	5 762 07		89	5 762 53		95	5 762 83		95	5 764 25		93	5 764 42		90
5 761 58		88	5 762 08		88	5 762 54		91	5 762 84		91	5 764 26	1	83	5 764 42		92
5 761 59		89	5 762 09		89	5 762 54		95	5 762 84		95	5 764 26		91	5 764 43	1	86
5 761 60		89	5 762 10		89	5 762 55		91	5 762 85		91	5 764 26		93	5 764 43		91
5 761 61		88	5 762 11		88	5 762 55		95	5 762 85		95	5 764 27	1	87	5 764 43		93
5 761 62		88	5 762 12		88	5 762 56		91	5 762 86		91	5 764 27		91	5 764 44	1	86
5 761 63		89	5 762 13		89	5 762 56		95	5 762 86		95	5 764 27		93	5 764 44		91
5 761 64		89	5 762 14		89	5 762 57		91	5 762 87		91	5 764 28	5	80	5 764 44		93
5 761 65		89	5 762 15		89	5 762 57		95	5 762 87		95	5 764 28		90	5 764 45	1	83
5 761 66		89	5 762 16		89	5 762 58		90	5 762 88		90	5 764 28		92	5 764 45		91
5 761 67		89	5 762 17		89	5 762 58		94	5 762 88		94	5 764 29	1	85	5 764 45		93
5 761 68		88	5 762 18		88	5 762 59		91	5 762 89		91	5 764 29		91	5 764 46	1	83
5 761 69		89	5 762 19		89	5 762 59		95	5 762 89		95	5 764 29		93	5 764 46		91
5 761 70		89	5 762 20		95	5 762 60		95	5 763 70		89	5 764 30	1	84	5 764 46		93
5 761 71		88	5 762 21		94	5 762 61		94	5 763 71		88	5 764 30		91	5 764 47	1	87
5 761 72		88	5 762 22		94	5 762 62		94	5 763 72		88	5 764 30		93	5 764 47		91
5 761 73		89	5 762 23		95	5 762 63		95	5 763 73		89	5 764 31	1	81	5 764 47		93
5 761 74		89	5 762 24		95	5 762 64		95	5 763 74		89	5 764 31		90	5 764 48	5	80
5 761 75		89	5 762 25		95	5 762 65		95	5 763 75		89	5 764 31		92	5 764 48		90
5 761 76		89	5 762 26		95	5 762 66		95	5 763 76		89	5 764 32	1	81	5 764 48		92
5 761 77		89	5 762 27		95	5 762 67		95	5 763 77		89	5 764 32		90	5 764 49	1	85
5 761 78		88	5 762 28		94	5 762 68		94	5 763 78		88	5 764 32		92	5 764 49		91
5 761 79		89	5 762 29		95	5 762 69		95	5 763 79		89	5 764 33	1	86	5 764 49		93
5 761 80		89	5 762 30		95	5 762 70		91	5 764 10		91	5 764 33		91	5 764 50	1	84
5 761 81		88	5 762 31		94	5 762 70		95	5 764 11		90	5 764 33		93	5 764 50		91
5 761 82		88	5 762 32		94	5 762 71		90	5 764 12		90	5 764 34	1	86	5 764 50		93
5 761 83		89	5 762 33		95	5 762 71		94	5 764 13		91	5 764 34		91	5 764 50		95
5 761 84		89	5 762 34		95	5 762 72		90	5 764 14		91	5 764 34		93	5 764 51	1	81
5 761 85		89	5 762 35		95	5 762 72		94	5 764 15		91	5 764 35	1	83	5 764 51		90
5 761 86		89	5 762 36		95	5 762 73		91	5 764 16		91	5 764 35		91	5 764 51		92
5 761 87		89	5 762 37		95	5 762 73		95	5 764 17		91	5 764 35		93	5 764 51		94

# catalogue number index

Cat. Nos	Pack	Page No	Cat. Nos	Pack	Page No	Cat. Nos	Pack	Page No	Cat. Nos	Pack	Page No	Cat. Nos	Pack	Page No	Cat. Nos	Pack	Page No
5 764 52	1	81	5 765 53		95	5 766 30	1	84	5 766 55	1	83	5 766 81		88	5 767 31		92
5 764 52		90	5 765 54		95	5 766 30		93	5 766 55		93	5 766 82		88	5 767 32	1	81
5 764 52		92	5 765 55		95	5 766 31	1	81	5 766 56	1	83	5 766 83		89	5 767 32		92
5 764 52		94	5 765 56		95	5 766 31		92	5 766 56		93	5 766 84		89	5 767 33	1	86
5 764 53	1	86	5 765 60		94	5 766 32	1	81	5 766 57	1	87	5 766 85		89	5 767 33		93
5 764 53		91	5 765 61		94	5 766 32		92	5 766 57		93	5 766 86		89	5 767 34	1	86
5 764 53		93	5 765 62		94	5 766 33	1	86	5 766 58	1	80	5 766 90		89	5 767 34		93
5 764 53		95	5 765 63		95	5 766 33		93	5 766 59	1	85	5 766 91		88	5 767 35	1	83
5 764 54	1	86	5 765 64		95	5 766 34	1	86	5 766 59		93	5 766 92		88	5 767 35		93
5 764 54		91	5 765 65		95	5 766 34		93	5 766 60	1	84	5 766 93		89	5 767 36	1	83
5 764 54		93	5 765 66		95	5 766 35	1	83	5 766 60		93	5 766 94		89	5 767 36		93
5 764 54		95	5 766 10		93	5 766 35		93	5 766 61	1	81	5 766 95		89	5 767 37	1	87
5 764 55	1	83	5 766 11	1	81	5 766 36	1	83	5 766 61		92	5 766 96		89	5 767 37		93
5 764 55		91	5 766 11		92	5 766 36		93	5 766 62	1	81	5 766 97		89	5 767 38	1	80
5 764 55		93	5 766 12	1	81	5 766 37	1	87	5 766 62		92	5 766 98		88	5 767 38		92
5 764 55		94	5 766 12		92	5 766 37		93	5 766 63	1	86	5 766 99		89	5 767 39	1	85
5 764 56	1	83	5 766 13	1	86	5 766 38	1	80	5 766 63		93	5 767 00		88	5 767 39		93
5 764 56		91	5 766 13		93	5 766 38		92	5 766 64	1	86	5 767 01		88	5 767 40		88
5 764 56		93	5 766 14	1	86	5 766 39	1	85	5 766 64		93	5 767 02		88	5 767 41		88
5 764 56		95	5 766 14		93	5 766 39		93	5 766 65	1	83	5 767 03		89	5 767 43		89
5 764 57	1	87	5 766 15	1	83	5 766 40	1	84	5 766 65		93	5 767 04		89	5 767 44		89
5 764 57		91	5 766 15		93	5 766 40		93	5 766 66	1	83	5 767 05		89	5 767 45		89
5 764 57		93	5 766 16	1	83	5 766 41	1	81	5 766 66		93	5 767 06		89	5 767 46		89
5 764 57		95	5 766 16		93	5 766 41		92	5 766 67	1	87	5 767 10		89	5 767 50		89
5 764 58	5	80	5 766 17	1	87	5 766 42	1	81	5 766 67		93	5 767 11		88	5 767 51		88
5 764 58		90	5 766 17		93	5 766 42		92	5 766 68	1	80	5 767 12		88	5 767 52		88
5 764 58		92	5 766 18	1	80	5 766 43	1	86	5 766 68		92	5 767 13		89	5 767 53		89
5 764 58		94	5 766 18		92	5 766 43		93	5 766 69	1	85	5 767 14		89	5 767 54		89
5 764 59	1	86	5 766 19	1	85	5 766 44	1	86	5 766 69		93	5 767 15		89	5 767 55		89
5 764 59		91	5 766 19		93	5 766 44		93	5 766 70	1	84	5 767 16		89	5 767 56		89
5 764 59		93	5 766 20	1	84	5 766 45	1	83	5 766 70		93	5 767 17		89	5 767 57		89
5 764 59		95	5 766 20		93	5 766 45		93	5 766 71	1	81	5 767 18		88	5 767 58		88
5 764 80		93	5 766 21	1	81	5 766 46	1	83	5 766 71		92	5 767 19		89	5 767 59		89
5 764 83		93	5 766 21		92	5 766 46		93	5 766 72	1	81	5 767 20	10	78	5 768 58		92
5 764 84		93	5 766 22	1	81	5 766 47	1	87	5 766 72		92	5 767 20		92	5 787 42		88
5 764 86		93	5 766 22		92	5 766 47		93	5 766 73	1	86	5 767 21	10	79	6 890 28	1	76
5 764 87		93	5 766 23	1	86	5 766 48	5	80	5 766 73		93	5 767 21		92	6 890 28		88
5 765 10		93	5 766 23		93	5 766 48		92	5 766 74	1	86	5 767 22	10	79	6 890 27SP		88
5 765 13		93	5 766 24	1	86	5 766 49	1	85	5 766 74		93	5 767 22		92	6 890 27RND		88
5 765 14		93	5 766 24		93	5 766 49		93	5 766 75	1	83	5 767 23	1	82	6 890 36	1	76
5 765 16		93	5 766 25	1	83	5 766 50	1	84	5 766 75		93	5 767 23		93	6 890 38	1	76
5 765 17		93	5 766 25		93	5 766 50		93	5 766 76	1	83	5 767 24	1	82	7 412 0B	1	62
5 765 20		93	5 766 26	1	83	5 766 51	1	81	5 766 76		93	5 767 24		93	3456	1	112
5 765 23		93	5 766 26		93	5 766 51		92	5 766 77	1	87	5 767 25	1	85	3477	1	108
5 765 24		93	5 766 27	1	87	5 766 52	1	81	5 766 77		93	5 767 25		93	3479	1	114
5 765 26		93	5 766 27		93	5 766 52		92	5 766 78	1	80	5 767 26	1	84	3480	1	115
5 765 37		93	5 766 28	1	80	5 766 53	1	86	5 766 78		92	5 767 26		93	3482	1	115
5 765 40		94	5 766 28		92	5 766 53		93	5 766 79	1	85	5 767 30	1	84	3495	1	117
5 765 41		94	5 766 29	1	85	5 766 54	1	86	5 766 79		93	5 767 30		93	3496	1	117
5 765 52		94	5 766 29		93	5 766 54		93	5 766 80		88	5 767 31	1	81	3499	1	117



## catalogue number index

Cat. Nos	Pack	Page No	Cat. Nos	Pack	Page No	Cat. Nos	Pack	Page No
3502	1	110	E49	1	112	L4569	1	116
3504	1	110	F401	1	105	L4630	10	115
3506	1	112	F411/1N	1	108	L4668BUS/60	5	117
3506	1	115	F411/1N		109	L4669	1	110
3522	1	113	F411/2	1	108	L4669	1	112
3523	1	113	F411/2		109	L4669/500	1	110
3540	1	114	F411/4	1	108	L4669/500	1	112
3541	1	56	F411/4		109	L4669KM1	1	110
3541	1	106	F411/4		109	L4669KM1	1	112
3542	1	56	F411M	1	120	L4669S	1	115
3542	1	106	F413N	1	108	MH200N	1	118
49249	1	118	F413N		109	MH201	1	56
3480V12	1	115	F413N		109			
3501 /0	10	110	F414	1	108			
3501/0/I	5	110	F414		109			
3501 /1	10	110	F415	1	108			
3501 /2	10	110	F415		109			
3501 /3	10	110	F41 5		109			
3501 /4	10	110	F418	1	108			
3501 /5	10	110	F418		109			
3501 /6	10	110	F420	1	108			
3501/7	10	110	F422	1	108			
3501 /8	10	110	F425	1	108			
3501 /9	10	110	F428	1	108			
3501 / AMB	5	110	F430/2	1	112			
3501/AUX	5	110	F430/4	1	112			
3501/CEN	5	110	F430R3V10	1	112			
3501/GEN	5	110	F430R8	1	112			
3501/GR	5	110	F430V10	1	112			
3501 / OFF	5	110	F441	1	117			
3501/ON	5	110	F441	1	120			
3501/PUL	5	110	F441M	1	117			
3501/SLA	5	110	F450	1	118			
3501/T	5	110	F454	1	118			
3501/TM	5	110	F481	1	114			
3501K	1	110	F482	1	115			
3501 K/1	1	110	F482V12	1	115			
3507/06	1	115	F500N	1	117			
3508BUS	10	113	F502	1	116			
350BU2	10	113	F503	1	116			
350BU3	10	113	F520	1	113			
3530S	1	114	F521	1	113			
3 544 SW	1	56	F522	1	113			
3 546 SW	1	56	F523	1	113			
E46ADCN	1	108	F524	1	113			
E46ADCN	1	112	L4561N	1	117			
E46ADCN/127	1	108	L4566	1	116			
E46ADCN/127	1	112	L4566/10	1	116			
E47ADCN	1	115	L4567	1	116			
E49	1	108	L4568	1	116			



EXB14003

© Legrand 2014, [www.legrand.co.za](http://www.legrand.co.za)

**Legrand S.A.**

21 Spartan Crescent  
Eastgate Ext 3  
Sandton 2054

Tel.: +27 11 444 7971

Fax: +27 11 444 7980

Email: [legrand.south-africa@legrand.co.za](mailto:legrand.south-africa@legrand.co.za)

[www.legrand.co.za](http://www.legrand.co.za)